



**MILES OF SPEED,
QUALITY UNLEASHED!**

2025 CATALOGUE

WWW.NOVATECWHEELS.COM

2025. PATAI DEJUE

WWW.NOVATECWHEELS.COM



INTRODUCTION

NOVATEC IS

**QUALITY
PERFORMANCE
RELIABILITY**



WE BEGAN PRODUCING BICYCLE HUBS OVER 50 YEARS AGO. AS WE EVOLVED THROUGH THE YEARS, WE FOUND OURSELVES NEEDING MORE SPACE. IN 1985, WE MOVED INTO, WHAT WOULD BECOME, OUR CURRENT HEADQUARTERS IN TAIWAN-DAYA. BEING A CUSTOMER-CENTRIC COMPANY, WE ESTABLISHED FOUR ADDITIONAL FACTORIES IN SHEN ZHEN, KUN SHAN, XIAMEN AND TAIZHOU, TO ENSURE WE COULD MEET THE EVER-CHANGING DEMANDS OF THE GLOBAL MARKET. TAKING OUR DESIRE TO EVOLVE FURTHER, WE ADDED THE PRODUCTION OF OEM WHEEL SETS IN 2006, ALLOWING US TO OFFER COMPLETE HUB AND WHEEL SOLUTIONS.



NOVATEC IS A MID TO HIGH-END PRODUCT LINE MANUFACTURED BY JOY INDUSTRIAL CO., LTD. SINCE 1989, NOVATEC HAS DELIVERED EXCEPTIONAL PERFORMANCE PRODUCTS FOR BICYCLES. WE'RE TRUSTED BY TOP-TIER BRANDS WORLDWIDE. NOVATEC IS DEDICATED TO THE IMPROVEMENT, DESIGN, MANUFACTURING, AND SUPPORT OF OUR PRODUCTS THROUGHOUT THE GLOBAL MARKET. FROM OEM TO AFTERMARKET, BRANDED TO PRIVATE-LABEL, STANDARD TO CUSTOM. WE STAND BEHIND IT ALL.



IN 2023, WE FORMALLY LAUNCHED OUR NEWEST LINE OF PRODUCTS, THE NOVATEC PREMIUM, OR WHAT WE REFER TO AS THE NP PRODUCT LINE. THIS IS THE CULMINATION OF YEARS SPENT WITH WORLD-CLASS ATHLETES AND ENGINEERS WHO ALL SHARED THE COMMON GOAL OF DEVELOPING HUBS AND WHEELS MADE TO MEET THE DEMANDS OF THE FASTEST RIDERS AND HARSHTEST CONDITIONS. IF YOU'RE LOOKING FOR THE BEST PERFORMANCE AND VALUE, LOOK NO FURTHER.

TABLE OF
CONTENT

05
PRODUCT MATRIX

06
TECHNOLOGY_HUBS

42
TECHNOLOGY_WHEELS

HUBS

ROAD RIM BRAKE	P07
GRAVEL/ROAD DISC	P10
MTB	P13
E-MTB	P19
E-CARGO	P23
DOWNHILL SUPER BOOST	P25
FAT BIKE	P27
DIRT JUMP	P29
BMX	P31
TRACK BIKE	P33
CITY BIKE	P35
FOLDING BIKE	P39





WHEELS 40

ROAD RIM BRAKE

CARBON:-

- R3 GEN2 P44
- R5 GEN2 P46

ALLOY:-

- JETFLY SL P48
- JETFLY P50

ROAD DISC

CARBON:-

TEAM

- R3 DISC GEN4 P54
- R4 DISC GEN4 P56
- R5 DISC GEN4 P57
- R6 DISC GEN1 P58

PRO

- R3 DISC GEN4 P60
- R4 DISC GEN4 P61
- R5 DISC GEN4 P62
- R6 DISC GEN1 P64

ALLOY:-

- JETFLY DISC P66

PARTS 82

- QUICK RELEASES P84
- CASSETTE BODY SYSTEM P88
- WHEELSET SPEC 2025 P90

GRAVEL

CARBON:-

TEAM

- G24 GEN2 P68

PRO

- G24 GEN2 P69

ALLOY:-

- N25 P70

MTB

CARBON:-

- M30 P73

ALLOY:-

- M30A P74
- FLOW TRAIL P76
- DIABLO XL P78
- DEMON XL P80
- CRISP P81

CREDIT 91

- GLOBAL P92
- CREDIT P94

PRODUCT MATRIX

- PRO⁺** PREMIUM LEVEL SEALED BEARINGS PRODUCTS
- PRO** HIGH LEVEL SEALED BEARINGS PRODUCTS
- TEAM** MID LEVEL SEALED BEARINGS PRODUCTS
- ELITE** ENTRY LEVEL SEALED BEARINGS PRODUCTS
- CLUB** ENTRY LEVEL LOOSE BALL PRODUCTS

- SP** STRAIGHT PULL HUBS
- SL** SUPER LIGHT J-BEND HUBS
- S** STANDARD J-BEND HUBS

	S	SL	SP
PRO ⁺			
PRO			
TEAM			
ELITE			
CLUB			

TECHNOLOGY



TA-TSE

2 OR 3 PAWLS WITH 15T LOOSE BALL THROUGH AXLE CASSETTE BODY



TSE

2 OR 3 PAWLS WITH 15T LOOSE BALL CASSETTE BODY



TSBT

2 OR 3 PAWLS WITH 15T SEALED BEARING CASSETTE BODY



TA-TSB

2 OR 3 PAWLS WITH 15T SEALED BEARING THROUGH AXLE CASSETTE BODY



F2-533

5 PAWLS WITH 33T 2 SEALED BEARINGS CASSETTE BODY



A327

3 PAWLS WITH 27T 2 SEALED BEARINGS ID12 CASSETTE BODY



B427

4 PAWLS WITH 27T 2 SEALED BEARINGS ID15 CASSETTE BODY



B2-427

4 PAWLS WITH 27T 2 SEALED BEARINGS ID15 LIGHT WEIGHT CASSETTE BODY



E440

4 PAWLS WITH 40T 2 SEALED BEARINGS ID17 CASSETTE BODY



R660

6 PAWLS WITH 42T 2 SEALED BEARINGS ID17 CASSETTE BODY



SEALED BEARING

TOP QUALITY JAPANESE BEARING, ENSURING THE NOVATEC WHEELS ROLL FAST & FRICTION-FREE



UPGRADED

PRODUCT WAS UPGRADED FROM PREVIOUS VERSION



REPLACEABLE BEARING

DOUBLE & QUAD BEARING CONFIGURATION ARE REPLACEABLE SHOULD THEY WEAR OUT-NOT THAT WE EXPECT THAT TO HAPPEN



A.B.G

ANTI BITE GUARD IS A REINFORCED STEEL RIB INTEGRATED INTO AN ALLOY CASSETTE BODY SPLINES TO MITIGATED DAMAGE



LRD

FOR BMX SPECIALLY DESIGNED RATCHET RING ALLOWS INTERCHANGE BETWEEN RIGHT AND LEFT SIDE DRIVE



2 IN 1

ALLOWS FOR EASIER INTERCHANGE BETWEEN CASSETTE AND DRIVE UNIT



3 IN 1

ALLOWING CONVERSION BETWEEN STANDARD QR, 12, 15



4 IN 1

ALLOWING CONVERSION BETWEEN STANDARD QR, 9, 15/20 FRONT AXLES QR, 10, 12 & X12 REAR AXLES



SHIMANO MICRO SPLINE 12S

SHIMANO MICRO SPLINE 12S FREEHUB BODY COMPATIBLE



SRAM XD

SRAM XD FREEHUB BODY COMPATIBLE



SRAM XDR

SRAM XDR FREEHUB BODY COMPATIBLE



CAMPAGNOLO EKAR-13S

CAMPAGNOLO EKAR 13S FREEHUB BODY COMPATIBLE



DRS

DUAL RATCHET SYSTEM

NEW

ROAD RIM BRAKE





SP-PRO AS511SB

ALLOY STRAIGHT PULL HUB	
WEIGHT	77G
SEALED BEARING	2
SPOKE HOLES	20
GAUGE	14
O.L.D	100
AXLE	9
AXLE MATERIAL	ALLOY
P.C.D	31.5
F.T.F	80.4



SL-PRO A291SB-SL

ALLOY J-HOOK HUB	
WEIGHT	60G
SEALED BEARING	2
SPOKE HOLES	20 24 28 32
GAUGE	14 15
O.L.D	100
AXLE	9
AXLE MATERIAL	ALLOY
P.C.D	30
F.T.F	68.7



S-TEAM A171SB

ALLOY J-HOOK HUB	
WEIGHT	113G
SEALED BEARING	2
SPOKE HOLES	20 24 28 32
GAUGE	14 15
O.L.D	100
AXLE	9
AXLE MATERIAL	ALLOY
P.C.D	38
F.T.F	65.6



SP-PRO FS522SB-11S

ALLOY STRAIGHT PULL HUB	
WEIGHT	220G
SEALED BEARING	4
SPOKE HOLES	24
GAUGE	14
O.L.D	130
AXLE	10
AXLE MATERIAL	ALLOY
P.C.D	34/47
F.T.F	67.8
OFFSET	12.7
PAWLS	4



SL-PRO F482SB-SL-11S

ALLOY J-HOOK HUB	
WEIGHT	228G
SEALED BEARING	4
SPOKE HOLES	20 24 28 32
GAUGE	14
O.L.D	130
AXLE	10
AXLE MATERIAL	ALLOY
P.C.D	41/49
F.T.F	56.6
OFFSET	10.2
PAWLS	4



S-TEAM F172SB-11S

ALLOY J-HOOK HUB	
WEIGHT	272G
SEALED BEARING	4
SPOKE HOLES	20 24 28 32 36
GAUGE	14
O.L.D	130/135
AXLE	10
AXLE MATERIAL	ALLOY
P.C.D	49
F.T.F	50.6
OFFSET	130:9.85
	135:7.65
PAWLS	3





S-ELITE A361SBT

ALLOY J-HOOK HUB	
WEIGHT	163G
SEALED BEARING	2
SPOKE HOLES	20 24 28 32 36
GAUGE	14
O.L.D	100
AXLE	9
AXLE MATERIAL	CRMO
P.C.D	38
F.T.F	72



S-ELITE F362TSBT-11S

ALLOY J-HOOK HUB	
WEIGHT	400G
SEALED BEARING	2
SPOKE HOLES	20 24 28 32 36
GAUGE	14
O.L.D	130.5 135
AXLE	10
AXLE MATERIAL	CRMO
P.C.D	45
F.T.F	49.6
OFFSET	6.3/4.3
PAWLS	2



S-CLUB A171DSE

ALLOY J-HOOK HUB	
WEIGHT	150G
SPOKE HOLES	20 24 28 32 36
GAUGE	14
O.L.D	100
AXLE	9
AXLE MATERIAL	CRMO
P.C.D	38
F.T.F	65.6



S-CLUB F362TSE-11S

ALLOY J-HOOK HUB	
WEIGHT	408G
SPOKE HOLES	24 28 32 36
GAUGE	14
O.L.D	130 135
AXLE	10
AXLE MATERIAL	CRMO
P.C.D	45
F.T.F	51.4
OFFSET	130:9.74 135:4.6
PAWLS	2



S-CLUB A173DSE

ALLOY J-HOOK HUB	
WEIGHT	194G
SPOKE HOLES	20 24 28 32
GAUGE	14
O.L.D	100
AXLE	3/8X140 145
AXLE MATERIAL	CRMO
P.C.D	38
F.T.F	72



S-CLUB F364TSE

ALLOY J-HOOK HUB	
WEIGHT	447G
SPOKE HOLES	24 28 32 36
GAUGE	14
O.L.D	130 135
AXLE	10X175 180 185
AXLE MATERIAL	CRMO
P.C.D	45
F.T.F	50.4
OFFSET	4.29
PAWLS	2





SP-PRO⁺ DS571SB-CL-12

ALLOY STRAIGHT PULL DISC HUB

WEIGHT	95G
SEALED BEARING	2
SPOKE HOLES	24
GAUGE	14
OLD	100
AXLE	12
AXLE MATERIAL	ALLOY
P.C.D	34
F.T.F	41.3
OFFSET	3.3



S-PRO D571SB-CL-12

ALLOY J-HOOK DISC HUB

WEIGHT	145G
SEALED BEARING	2
SPOKE HOLES	24 28
GAUGE	14
OLD	100
AXLE	12
AXLE MATERIAL	ALLOY
P.C.D	45
F.T.F	55
OFFSET	9



SP-PRO⁺ DS572RSB-CL-X12-11S

ALLOY STRAIGHT PULL DISC HUB

WEIGHT	260G
SEALED BEARING	4
SPOKE HOLES	24
GAUGE	14
OLD	142
AXLE	12
AXLE MATERIAL	ALLOY
P.C.D	47
F.T.F	59.8
OFFSET	6.9
TEETH	18T/36T
XDR/ MS DRIVER AVAILABLE	



S-PRO D572RSB-CL-X12-11S

ALLOY J-HOOK DISC HUB

WEIGHT	270G
SEALED BEARING	4
SPOKE HOLES	24 28
GAUGE	14
OLD	142
AXLE	12
AXLE MATERIAL	ALLOY
P.C.D	45
F.T.F	51.2
OFFSET	7.6
TEETH	18T/36T
XDR/ MS DRIVER AVAILABLE	





SP-PRO D411SB-12

ALLOY STRAIGHT PULL DISC HUB	
WEIGHT	85G
SEALED BEARING	2
SPOKE HOLES	24
GAUGE	14
O.L.D	100
AXLE	12
AXLE MATERIAL	ALLOY
P.C.D	34
F.T.F	63.5
CENTER LOCK: D411SB-CL-12	



SL-TEAM D791SB-12

ALLOY J-HOOK DISC HUB	
WEIGHT	170G
SEALED BEARING	2
SPOKE HOLES	20 24 28
GAUGE	14
O.L.D	100
AXLE	12
AXLE MATERIAL	ALLOY
P.C.D	58/45
F.T.F	62
OFFSET	7.7
CENTER LOCK: D791SB-CL-12	



SP-PRO D412SB-X12-11S

ALLOY STRAIGHT PULL DISC HUB	
WEIGHT	238G
SEALED BEARING	4
SPOKE HOLES	24
GAUGE	14
O.L.D	142
AXLE	12
AXLE MATERIAL	ALLOY
P.C.D	34/46.5
F.T.F	59.8
OFFSET	6.65
PAWLS	4
XDR/ CAMPAGNOLO EKAR 13S AVAILABLE	



SL-TEAM D792SB-X12-A4A-11S

ALLOY J-HOOK DISC HUB	
WEIGHT	290G
SEALED BEARING	4
SPOKE HOLES	24 28 32
GAUGE	14
O.L.D	142
AXLE	12
AXLE MATERIAL	ALLOY
P.C.D	58/49
F.T.F	56.4
OFFSET	7.4
PAWLS	4
CENTER LOCK: D792SB-CL-X12-11S	
SHIMANO HG/ SRAM XDR/ MS DRIVER	
CAMPAGNOLO EKAR 13S AVAILABLE	



S-TEAM D442SB-X12-S4S-11S

ALLOY J-HOOK HUB	
WEIGHT	457G
SEALED BEARING	4
SPOKE HOLES	32
GAUGE	14
O.L.D	142
AXLE	12
AXLE MATERIAL	CRMO
P.C.D	58
F.T.F	49.4
OFFSET	8.1
PAWLS	4





**SMOOTH RIDES,
PRECISION STRIDES**



**S-ELITE
D981SB-CL-12**

ALLOY J-HOOK HUB	
WEIGHT	179G
SEALED BEARING	2
SPOKE HOLES	24 28 32 36
GAUGE	14
O.L.D	100
AXLE	12
AXLE MATERIAL	AL
P.C.D	45
F.T.F	55
OFFSET	7.7



**S-ELITE
D981SB-12**

ALLOY J-HOOK DISC HUB	
WEIGHT	205G
SEALED BEARING	2
SPOKE HOLES	24 28
GAUGE	14
O.L.D	100
AXLE	12
AXLE MATERIAL	ALLOY
P.C.D	58/45
F.T.F	55
OFFSET	7.7
CENTER LOCK : D981SB-CL-12	



**S-TEAM
D732TSBT-X12-S3S-11S**

ALLOY J-HOOK HUB	
WEIGHT	395G
SEALED BEARING	2
SPOKE HOLES	32
GAUGE	14
O.L.D	142
AXLE	12
AXLE MATERIAL	CRMO
P.C.D	58
F.T.F	55.45
OFFSET	8.3
PAWLS	3



**SL-TEAM
D872SB-CL-X12-11S**

ALLOY J-HOOK HUB	
WEIGHT	283G
SEALED BEARING	4
SPOKE HOLES	24 28 32
GAUGE	14
O.L.D	142
AXLE	12
AXLE MATERIAL	AL
P.C.D	49
F.T.F	56.6
OFFSET	7.53
PAWLS	4



**S-ELITE
D982TSB-X12-11S**

ALLOY J-HOOK DISC HUB	
WEIGHT	385G
SEALED BEARING	2
SPOKE HOLES	28 32
GAUGE	14
O.L.D	142
AXLE	12
AXLE MATERIAL	CRMO
P.C.D	58/49
F.T.F	57
OFFSET	7.2
PAWLS	2 3
CENTER LOCK: D982TSB-CL-X12-11S	



2025
C
A
T
A
L
O
G
U
E

—
MTB





SL-PRO⁺ XD601SB-B15

ALLOY J-HOOK DISC HUB

WEIGHT	195 G	
SEALED BEARING	2	
SPOKE HOLES	32	
GAUGE	14	
O.L.D	110	
AXLE	15	
AXLE MATERIAL	ALLOY	
P.C.D	58	
F.T.F	66.3	
OFFSET	5.9	
COLOR	BLACK/GOLD/SILVER/BLUE/ PINK/RED/GREEN/GRAY/PURPLE	



SL-PRO⁺ XD602SB-B12-A6ABG-11S

ALLOY J-HOOK DISC HUB



WEIGHT	340G	
SEALED BEARING	4	
SPOKE HOLES	32	
GAUGE	14	
O.L D	148	
AXLE	12	
AXLE MATERIAL	ALLOY	
P.C.D	58	
F.T.F	60.7	
OFFSET	6.8	
PAWLS	6	
COLOR	BLACK/GOLD/SILVER/BLUE/ PINK/RED/GREEN/GRAY/PURPLE	

XD/ MS DRIVER AVAILABLE



S-PRO D571SB-CL-B15




ALLOY J-HOOK DISC HUB

WEIGHT	155G	
SEALED BEARING	2	
SPOKE HOLES	32	
GAUGE	14	
OLD	110	
AXLE	15	
AXLE MATERIAL	ALLOY	
P.C.D	45	
F.T.F	65	
OFFSET	7.2	



S-PRO D572RSB-CL-B12-AS-11S

ALLOY J-HOOK DISC HUB

WEIGHT	330G	
SEALED BEARING	4	
SPOKE HOLES	32	
GAUGE	14	
OLD	148	
AXLE	12	
AXLE MATERIAL	ALLOY	
P.C.D	45	
F.T.F	56.4	
OFFSET	7.6	
TEETH	18T/36T	
XD/MS DRIVER AVAILABLE		



SL-TEAM D791SB-QR

ALLOY J-HOOK DISC HUB	
WEIGHT	197G
SEALED BEARING	2
SPOKE HOLES	20 24 28 32 36
GAUGE	14
O.L.D	100
AXLE	9
AXLE MATERIAL	ALLOY
P.C.D	58/45
F.T.F	62
OFFSET	7.7
CENTER LOCK: D791SB-CL-QR	



S-TEAM D041SB

ALLOY J-HOOK DISC HUB	
WEIGHT	217G
SEALED BEARING	2
SPOKE HOLES	28 32 36 40
GAUGE	14
O.L.D	100
AXLE	9
AXLE MATERIAL	ALLOY
P.C.D	58
F.T.F	62
OFFSET	7.2



S-ELITE D752TSBT-SL-S3S

ALLOY J-HOOK DISC HUB	
WEIGHT	470G
SEALED BEARING	2
SPOKE HOLES	28/32
GAUGE	14
O.L.D	135
AXLE	10
AXLE MATERIAL	CRMO
P.C.D	58
F.T.F	55.45
OFFSET	8.3
PAWLS	3



SL-TEAM D792SB-QR-S4S-11S

ALLOY J-HOOK DISC HUB	
WEIGHT	487G
SEALED BEARING	4
SPOKE HOLES	24 28 32
GAUGE	14
O.L.D	135
AXLE	10
AXLE MATERIAL	CRMO
P.C.D	58
F.T.F	56.4
OFFSET	7.4
PAWLS	4
CENTER LOCK: D792SB-CL-QR-S4S-11S	
XD DRIVER AVAILABLE	



S-TEAM D042SB-11S

ALLOY J-HOOK DISC HUB	
WEIGHT	489G
SEALED BEARING	4
SPOKE HOLES	32 36
GAUGE	14 13
O.L.D	135 145
AXLE	10
AXLE MATERIAL	CRMO
P.C.D	58
F.T.F	57.1
OFFSET	7.3
PAWLS	3





S-ELITE D763SBT

ALLOY J-HOOK DISC HUB

WEIGHT	328G
SEALED BEARING	2
SPOKE HOLES	28 32 36
GAUGE	12 13 14
O.L.D	100
AXLE	3/8X140 145 150
AXLE MATERIAL	CRMO
P.C.D	58
F.T.F	62
OFFSET	7



S-ELITE D752TSBT-S3S

ALLOY J-HOOK DISC HUB

WEIGHT	480G
SEALED BEARING	2
SPOKE HOLES	32 36
GAUGE	13 14
O.L.D	135
AXLE	10
AXLE MATERIAL	CRMO
P.C.D	58
F.T.F	55.45
OFFSET	8.3
PAWLS	3



SL-ELITE D481SBT

ALLOY J-HOOK DISC HUB

WEIGHT	287G
SEALED BEARING	2
SPOKE HOLES	28 32 36
GAUGE	14
O.L.D	100
AXLE	9
AXLE MATERIAL	CRMO
P.C.D	58
F.T.F	62
OFFSET	7.2



S-ELITE D242SBT

ALLOY J-HOOK DISC HUB

WEIGHT	320G
SEALED BEARING	2
SPOKE HOLES	32
GAUGE	14
O.L.D	135
AXLE	10
AXLE MATERIAL	CRMO
P.C.D	58
F.T.F	58



S-ELITE D752TSBT-CL-S3S

ALLOY J-HOOK DISC HUB

WEIGHT	430G
SEALED BEARING	2
SPOKE HOLES	32
GAUGE	14
O.L.D	135
AXLE	10
AXLE MATERIAL	CRMO
P.C.D	58
F.T.F	55.45
OFFSET	8.1



SL-ELITE D482TSBT-11S

ALLOY J-HOOK DISC HUB

WEIGHT	475G
SEALED BEARING	2
SPOKE HOLES	28 32 36
GAUGE	14
O.L.D	135
AXLE	10
AXLE MATERIAL	CRMO
P.C.D	58
F.T.F	62
OFFSET	7.2
PAWLS	2





S-ELITE D761SBT-U2.0

ALLOY J-HOOK DISC HUB	
WEIGHT	263G
SEALED BEARING	2
SPOKE HOLES	24 28 32 36
GAUGE	13 14
O.L.D	100
AXLE	9
AXLE MATERIAL	CRMO
P.C.D	58
F.T.F	62
OFFSET	7



S-CLUB D761DSE

ALLOY J-HOOK HUB	
WEIGHT	240G
SPOKE HOLES	24 28 32 36
GAUGE	14
O.L.D	100
AXLE	9
AXLE MATERIAL	CRMO
P.C.D	58
F.T.F	62
OFFSET	7.3
CENTER LOCK: D761DSE-CL	



S-CLUB D763DSE

ALLOY J-HOOK DISC HUB	
WEIGHT	304G
SPOKE HOLES	32 36
GAUGE	13 14
O.L.D	100
AXLE	3/8X138 140 145 150 170
AXLE MATERIAL	CRMO
P.C.D	58
F.T.F	62
OFFSET	7.3



S-ELITE D762TSBT-11S-U2.0

ALLOY J-HOOK DISC HUB	
WEIGHT	476G
SEALED BEARING	2
SPOKE HOLES	24 28 32 36
GAUGE	13 14
O.L.D	135
AXLE	10
AXLE MATERIAL	CRMO
P.C.D	58
F.T.F	57.1
OFFSET	7.7
PAWLS	3



S-CLUB D762TSE-11S

ALLOY J-HOOK HUB	
WEIGHT	460G
SPOKE HOLES	24 28 32 36
GAUGE	14
O.L.D	135
AXLE	10
AXLE MATERIAL	CRMO
P.C.D	58
F.T.F	57.1
OFFSET	7.3
PAWLS	2
CENTER LOCK: D762TSE-CL-11S	



S-CLUB D242DSE

ALLOY J-HOOK DISC HUB	
WEIGHT	330G
SPOKE HOLES	32 36
GAUGE	13 14
O.L.D	135
AXLE	10
AXLE MATERIAL	CRMO
P.C.D	58
F.T.F	58
OFFSET	7.5



S-CLUB D244DSE

ALLOY J-HOOK DISC HUB

WEIGHT	387G
SPOKE HOLES	32 36
GAUGE	14
O.L.D	135
AXLE	3/8X165 180 185
AXLE	M10X180
AXLE MATERIAL	CRMO
P.C.D	58
F.T.F	58
OFFSET	6.9



S-CLUB D764TSE

ALLOY J-HOOK DISC HUB

WEIGHT	495G
SPOKE HOLES	32 36
GAUGE	14
O.L.D	135
AXLE	M10X185
AXLE MATERIAL	CRMO
P.C.D	58
F.T.F	57.1
OFFSET	7.3
PAWLS	2





E-MTB



SL-TEAM D791SB-B15

ALLOY J-HOOK DISC HUB	
WEIGHT	170G
SEALED BEARING	2
SPOKE HOLES	28 32 36
GAUGE	14
O.L.D	110
AXLE	15
AXLE MATERIAL	ALLOY
P.C.D	58/45
F.T.F	62
OFFSET	7.7
CENTER LOCK : D791SB-CL-B15	
15X100 : D791SB-15	



SL-ELITE D041SB-B15

ALLOY J-HOOK DISC HUB	
WEIGHT	193G
SEALED BEARING	2
SPOKE HOLES	28 32 36
GAUGE	13 14
O.L.D	110
AXLE	15
AXLE MATERIAL	ALLOY
P.C.D	58
F.T.F	72
OFFSET	7.2
CENTER LOCK : D041SB-CL-B15	



SL-PRO D902SB-B12-11S

ALLOY J-HOOK DISC HUB	
WEIGHT	540G
SEALED BEARING	4
SPOKE HOLES	28 32 36
GAUGE	13 14
O.L.D	148
AXLE	12
AXLE MATERIAL	EMTB CRMO / MTB ALLOY
P.C.D	62
F.T.F	62.4
OFFSET	7.6
PAWLS	4
XD/MS DRIVER AVAILABLE	
CENTER LOCK: D902SB-CL-B12-11S	



SL-TEAM D462SB-CL-SL-S3S-B12-MS

ALLOY J-HOOK DISC HUB	
WEIGHT	445G
SEALED BEARING	5
SPOKE HOLES	28 32 36
GAUGE	13 14
O.L.D	148
AXLE	12
AXLE MATERIAL	CRMO
P.C.D	58/49
F.T.F	64.5
OFFSET	7.5
PAWLS	3
SHIMANO HG/ XD AVAILABLE	
CENTER LOCK : D462SB-CL-B12-11S	





**RIDE THE CHARGE:
WHERE POWER MEETS ADVENTURE!**



S-TEAM
D732TSBT-B12-S3S-11S

ALLOY J-HOOK HUB	
WEIGHT	399G
SEALED BEARING	2
SPOKE HOLES	32
GAUGE	14
O.L.D	148
AXLE	12
AXLE MATERIAL	CRMO
P.C.D	58
F.T.F	61.45
OFFSET	8.5
PAWLS	3



SL-TEAM
D442SB-CL-B12-S4S-11S

ALLOY J-HOOK HUB	
WEIGHT	454G
SEALED BEARING	4
SPOKE HOLES	32
GAUGE	14
O.L.D	148
AXLE	12
AXLE MATERIAL	CRMO
P.C.D	58
F.T.F	55.2
OFFSET	8.1
PAWLS	4



S-TEAM
D442SB-B12-S4S-11S

ALLOY J-HOOK HUB	
WEIGHT	468G
SEALED BEARING	4
SPOKE HOLES	32
GAUGE	14
O.L.D	148
AXLE	12
AXLE MATERIAL	CRMO
P.C.D	58
F.T.F	55.2
OFFSET	8
PAWLS	4





S-ELITE D761SBT-B5

ALLOY J-HOOK HUB	
WEIGHT	338G
SEALED BEARING	2
SPOKE HOLES	28 32 36
GAUGE	14
O.L.D	110
AXLE	9
AXLE MATERIAL	CRMO
P.C.D	58
F.T.F	72
OFFSET	7.2



S-CLUB D761DSE-B5

ALLOY J-HOOK HUB	
WEIGHT	287G
SPOKE HOLES	28 32 36
GAUGE	14
O.L.D	110
AXLE	9
AXLE MATERIAL	CRMO
P.C.D	58
F.T.F	62
OFFSET	7.2



SL-TEAM D442SB-S4S-B12-MS

ALLOY J-HOOK DISC HUB	
WEIGHT	491G(MS)
SEALED BEARING	4
SPOKE HOLES	28 32 36
GAUGE	14
O.L.D	148
AXLE	12
AXLE MATERIAL	CRMO
P.C.D	58
F.T.F	62.9
OFFSET	7.5
PAWLS	4
SHIMANO HG AVAILABLE	



S-ELITE D762TSBT-B5-11S

ALLOY J-HOOK HUB	
WEIGHT	560G
SPOKE HOLES	28 32 36
GAUGE	14
O.L.D	141
AXLE	10
AXLE MATERIAL	CRMO
P.C.D	58
F.T.F	63.4
OFFSET	7.35
PAWLS	2



S-CLUB D762TSE-B5-11S

ALLOY J-HOOK HUB	
WEIGHT	460G
SPOKE HOLES	32 36
GAUGE	14
O.L.D	141
AXLE	10
AXLE MATERIAL	CRMO
P.C.D	58
F.T.F	63.1
OFFSET	7.7
PAWLS	2





E-CARGO



SL-TEAM D791SB-B15

ALLOY J-HOOK DISC HUB	
WEIGHT	170G
SEALED BEARING	2
SPOKE HOLES	24 28 32 36
GAUGE	14
O.L.D	110
AXLE	15
AXLE MATERIAL	ALLOY
P.C.D	58/45
F.T.F	62
OFFSET	7.7



SL-ELITE D041SB-B15

ALLOY J-HOOK DISC HUB	
WEIGHT	193G
SEALED BEARING	2
SPOKE HOLES	28 32
GAUGE	13 14
O.L.D	110
AXLE	15
AXLE MATERIAL	ALLOY
P.C.D	58
F.T.F	72
OFFSET	7.2



SL-PRO D902SB-S4S-B12-11S

ALLOY J-HOOK DISC HUB	
WEIGHT	540G
SEALED BEARING	4
SPOKE HOLES	32 36
GAUGE	13 14
O.L.D	148
AXLE	12
AXLE MATERIAL	EMTb CRMO
P.C.D	62
F.T.F	62.4
OFFSET	7.6
PAWLS	4
XD/ MS DRIVER AVAILABLE	



SL-TEAM D462SB-SL-S3S-B12-11S

ALLOY J-HOOK DISC HUB	
WEIGHT	445G
SEALED BEARING	5
SPOKE HOLES	28 32 36
GAUGE	13 14
O.L.D	148
AXLE	12
AXLE MATERIAL	CRMO
P.C.D	58/49
F.T.F	64.5
OFFSET	7.5
PAWLS	3
XD/ MS DRIVER AVAILABLE	





DOWNHILL SUPER BOOST

Red Bull



SL-PRO D951SB-SL-B20

ALLOY J-HOOK DISC HUB	
WEIGHT	220G
SEALED BEARING	2
SPOKE HOLES	28 32
GAUGE	14
O.L.D	110
AXLE	20
AXLE MATERIAL	ALLOY
P.C.D	58/49
F.T.F	64.5
OFFSET	7.2



S-TEAM DH61SB-HL

ALLOY J-HOOK DISC HUB	
WEIGHT	185G
SEALED BEARING	2
SPOKE HOLES	32 36
GAUGE	13 14
O.L.D	110
AXLE	20
AXLE MATERIAL	ALLOY
P.C.D	58/45
F.T.F	60
OFFSET	6



SL-PRO DH92SB-A4A-MS



ALLOY J-HOOK DISC HUB	
WEIGHT	393G
SEALED BEARING	5
SPOKE HOLES	32
GAUGE	14
O.L.D	157
AXLE	12
AXLE MATERIAL	ALLOY
P.C.D	62
F.T.F	71.4
OFFSET	7.6
PAWLS	4
SHIMANO HG/ XD DRIVER AVAILABLE	



FAT BIKE






S-TEAM D201SB-15

ALLOY J-HOOK HUB		
WEIGHT	235G	
SEALED BEARING	2	
SPOKE HOLES	32 36	
GAUGE	14	
O.L.D	150	
AXLE MATERIAL	ALLOY	
P.C.D	58	
F.T.F	97.5	



S-TEAM D202SB-S4S-11S

ALLOY J-HOOK DISC HUB		
WEIGHT	510G	
SEALED BEARING	5	
SPOKE HOLES	32	
GAUGE	14	
O.L D	197	
AXLE	12	
AXLE MATERIAL	CRMO	
P.C D	60	
F.T.F	94.5	
PAWLS	4	



S-ELITE D403SBT

ALLOY J-HOOK DISC HUB	
WEIGHT	400G
SEALED BEARING	2
GAUGE	13 14
O.L.D	135
AXLE	3/8X185
AXLE MATERIAL	CRMO
P.C.D	58
F.T.F	92
OFFSET	5
SPOKE HOLES	32 36



S-CLUB D101DSE

ALLOY J-HOOK HUB	
WEIGHT	287G
SPOKE HOLES	32
GAUGE	13 14
O.L.D	135
AXLE	9
AXLE MATERIAL	CRMO
P.C.D	58
F.T.F	79



S-CLUB D103DSE

ALLOY J-HOOK HUB	
WEIGHT	348G
SPOKE HOLES	32 36
GAUGE	14
O.L.D	135
AXLE	3/8X175 180
AXLE MATERIAL	CRMO
P.C.D	58
F.T.F	79



S-CLUB D102TSE

ALLOY J-HOOK HUB	
WEIGHT	490G
SPOKE HOLES	32
GAUGE	14
O.L.D	190
AXLE	10
AXLE MATERIAL	CRMO
P.C.D	58
F.T.F	78
OFFSET	20
PAWLS	2



ROLLING BEYOND LIMITS

Where Adventure Meets Traction in Every Turn!



DIRT JUMP

HILERS



SL-PRO XD641SB-15

ALLOY J-HOOK DISC HUB	
WEIGHT	186G
SEALED BEARING	2
SPOKE HOLES	28 32
GAUGE	14
O.L.D	100
AXLE	15
AXLE MATERIAL	ALLOY
P.C.D	58
F.T.F	59.5
OFFSET	5.9



S-TEAM D256SBT

ALLOY J-HOOK DISC HUB	
WEIGHT	560G
SEALED BEARING	4
SPOKE HOLES	20 32 36
GAUGE	14
O.L.D	135
AXLE	M10X180 185 190
AXLE MATERIAL	CRMO
P.C.D	58
F.T.F	75.5
PAWLS	4



SL-PRO XD262SB-A6A

ALLOY J-HOOK DISC HUB	
WEIGHT	370G
SEALED BEARING	4
SPOKE HOLES	32
GAUGE	14
O.L.D	135/142
AXLE	10/12
AXLE MATERIAL	ALLOY
P.C.D	62
F.T.F	72.9
OFFSET	0.7
PAWLS	6
9T-DRIVER UNIT AVAILABLE	



BMX




S-TEAM F176SBT

ALLOY J-HOOK HUB	
WEIGHT	580G
SEALED BEARING	4
SPOKE HOLES	20 28 32 36 48
GAUGE	14
O.L.D	110/120
AXLE	3/8X160 165
AXLE MATERIAL	CRMO
P.C.D	49
F.T.F	57
PAWLS	4
9T-DRIVER UNIT AVAILABLE	



**BUILT FOR THRILLS,
CRAFTED FOR CHILLS**



S-ELITE 2155SBT

ALLOY J-HOOK HUB	
WEIGHT	257G
SPOKE HOLES	28 36
GAUGE	14
O.L.D	96/100
AXLE	3/8X140 150 160
AXLE MATERIAL	CRMO
P.C.D	38
F.T.F	68



S-ELITE A075SBT

ALLOY J-HOOK HUB	
WEIGHT	440G
SEALED BEARING	2
SPOKE HOLES	36
GAUGE	14
O.L.D	100
AXLE	3/8X155 170
AXLE MATERIAL	CRMO
P.C.D	45
F.T.F	72



S-CLUB A075

ALLOY J-HOOK HUB	
WEIGHT	410G
SPOKE HOLES	36 48
GAUGE	14
O.L.D	100
AXLE	3/8X140
AXLE	M14X165
AXLE MATERIAL	CRMO
P.C.D	45
F.T.F	72



S-ELITE 2156SBT

ALLOY J-HOOK HUB	
WEIGHT	312G
SPOKE HOLES	36
GAUGE	14
O.L.D	110/112/114
AXLE	3/8X180
AXLE MATERIAL	CRMO
P.C.D	43.5
F.T.F	60



S-ELITE A076SBT

ALLOY J-HOOK HUB	
WEIGHT	459G
SEALED BEARING	2
SPOKE HOLES	36
GAUGE	14
O.L.D	110
AXLE	3/8X165 180
AXLE MATERIAL	CRMO
P.C.D	45
F.T.F	58



S-CLUB A076

ALLOY J-HOOK HUB	
WEIGHT	3/8—298G M14—399G
SPOKE HOLES	20 36 48
GAUGE	M14
O.L.D	110
AXLE	3/8X165 175
AXLE	M14X185
AXLE MATERIAL	CRMO
P.C.D	45
F.T.F	58



TRACK BIKE

N
T04122900002

A166SRT

NOVATEC



S-TEAM

A165SBT

ALLOY J-HOOK HUB	
WEIGHT	186G
SEALED BEARING	2
SPOKE HOLES	28 32 36
GAUGE	14
O.L.D	100
AXLE	M9X140 145
AXLE MATERIAL	CRMO
P.C.D	62
F.T.F	66.8



S-ELITE

A565SBT

ALLOY J-HOOK HUB	
WEIGHT	214G
SEALED BEARING	2
SPOKE HOLES	28 32
GAUGE	14
O.L.D	100
AXLE	M9X140 145 150 160
AXLE MATERIAL	CRMO
P.C.D	62
F.T.F	70



S-CLUB

A565DSE

ALLOY J-HOOK HUB	
WEIGHT	212G
SPOKE HOLES	32
GAUGE	14
O.L.D	100
AXLE	3/8X140 145 150
AXLE MATERIAL	CRMO
P.C.D	62
F.T.F	70



S-TEAM

A166SBT

ALLOY J-HOOK HUB	
WEIGHT	262G
SEALED BEARING	4
SPOKE HOLES	28 32 36
GAUGE	14
O.L.D	120
AXLE	M10X165 170
AXLE MATERIAL	CRMO
P.C.D	62
F.T.F	55.8



S-ELITE

A566SBT

ALLOY J-HOOK HUB	
WEIGHT	280G
SEALED BEARING	2
SPOKE HOLES	28 32
GAUGE	14
O.L.D	120
AXLE	M10X165 170
AXLE MATERIAL	CRMO
P.C.D	62
F.T.F	60



S-CLUB

A566DSE

ALLOY J-HOOK HUB	
WEIGHT	300G
SPOKE HOLES	32
GAUGE	14
O.L.D	120
AXLE	3/8X170 185
AXLE MATERIAL	CRMO
P.C.D	62
F.T.F	60

CITYBIKE





S-CLUB

301

STEEL J-HOOK HUB

WEIGHT	55L 5/16...150G
	71L 3/8...202G
SPOKE HOLES	16 20 28 36
GAUGE	14
O.L.D	93/100
AXLE	3/8X100 115 130 135 140 145
AXLE	5/16X105 115 120 135 145
AXLE MATERIAL	CRMO
P.C.D	34
F.T.F	60/71



S-CLUB

431

STEEL J-HOOK HUB

WEIGHT	188G
SPOKE HOLES	28 32 36
GAUGE	14
O.L.D	100
AXLE	9
AXLE MATERIAL	CRMO
P.C.D	38
F.T.F	56/61.5/69



S-CLUB

433

STEEL J-HOOK HUB

WEIGHT	200G
SPOKE HOLES	28 32 36
GAUGE	14
O.L.D	94/100
AXLE	3/8X135 140 145
AXLE MATERIAL	CRMO
P.C.D	38



S-CLUB

511

STEEL J-HOOK HUB

WEIGHT	459G
SPOKE HOLES	28 36
GAUGE	14
O.L.D	114
AXLE	3/8X180
AXLE MATERIAL	CRMO
P.C.D	45
F.T.F	54.5
PAWLS	2



S-CLUB

432

STEEL J-HOOK HUB

WEIGHT	332G
SPOKE HOLES	28 32 36
GAUGE	14
O.L.D	130/135
AXLE	10
AXLE MATERIAL	CRMO
P.C.D	45
F.T.F	57



S-CLUB

434

STEEL J-HOOK HUB

WEIGHT	332G
SPOKE HOLES	28 32 36
GAUGE	14
O.L.D	126/130
AXLE	3/8X170 175 180 185 190
AXLE MATERIAL	CRMO
P.C.D	45
F.T.F	57
OFFSET	6.5

**PEDAL TOGETHER, ARRIVE BETTER.
CONNECT, RIDE, THRIVE!**



S-CLUB
436/436DT

STEEL J-HOOK HUB	
WEIGHT	363G
SPOKE HOLES	16 20 28 36
GAUGE	14
O.L.D	112/114
AXLE	3/8X165 180 190 195 200
AXLE MATERIAL	CRMO
P.C.D	45
F.T.F	57



S-CLUB
F364TSE-135

ALLOY J-HOOK HUB	
WEIGHT	447G
SPOKE HOLES	24 28 32 36
GAUGE	14
O.L.D	135
AXLE	10X175 180 185
AXLE MATERIAL	CRMO
P.C.D	45
F.T.F	50.8
OFFSET	4.29
PAWLS	2





S-CLUB 751DSE

ALLOY J-HOOK HUB	
WEIGHT	153G
SPOKE HOLES	20 28 32 36
GAUGE	13 14
O.L.D	100
AXLE	9
AXLE MATERIAL	CRMO
P.C.D	38
F.T.F	72



S-CLUB 753DSE

ALLOY J-HOOK HUB	
WEIGHT	196G
SPOKE HOLES	28 32 36
GAUGE	13 14
O.L.D	100
AXLE	3/8X140 145 150
AXLE	M9X140
AXLE MATERIAL	CRMO
P.C.D	38
F.T.F	72



S-CLUB 823A

ALLOY J-HOOK HUB	
WEIGHT	149G
SPOKE HOLES	20 36
GAUGE	14
O.L.D	93/100
AXLE	3/8X135 140 145 150
AXLE MATERIAL	CRMO
P.C.D	34
F.T.F	64



S-CLUB 752DSE

ALLOY J-HOOK HUB	
WEIGHT	268G
SPOKE HOLES	28 32 36
GAUGE	13 14
O.L.D	130/135
AXLE	10
AXLE MATERIAL	CRMO
P.C.D	45
F.T.F	57



S-CLUB 754DSE

ALLOY J-HOOK HUB	
WEIGHT	301G
SPOKE HOLES	28 32 36
GAUGE	13 14
O.L.D	135
AXLE	3/8X180 185
AXLE MATERIAL	CRMO
P.C.D	45
F.T.F	57



S-CLUB 756DSE

ALLOY J-HOOK HUB	
WEIGHT	332G
SPOKE HOLES	36
GAUGE	14
O.L.D	110
AXLE	3/8X155 175
AXLE MATERIAL	CRMO
P.C.D	45
F.T.F	57



FOLDBIKE



S-ELITE A215SB

ALLOY J-HOOK HUB	
WEIGHT	112G
SEALED BEARING	2
SPOKE HOLES	20 28
GAUGE	14
O.L.D	74
AXLE	9X74
AXLE MATERIAL	CRMO
P.C.D	38
F.T.F	48



S-TEAM A551SB

ALLOY J-HOOK DISC HUB	
WEIGHT	70G
SEALED BEARING	2
SPOKE HOLES	20 24 28
GAUGE	14
O.L.D	74
AXLE	9
AXLE MATERIAL	ALLOY
P.C.D	30
F.T.F	48.4



S-ELITE A011SB-B0

ALLOY J-HOOK HUB	
WEIGHT	100G
SEALED BEARING	2
SPOKE HOLES	12
GAUGE	14
O.L.D	74 82 92
AXLE	9
AXLE MATERIAL	CRMO
P.C.D	30
F.T.F	42.7



S-CLUB A215

ALLOY J-HOOK HUB	
WEIGHT	173G
SEALED BEARING	2
SPOKE HOLES	20 28
GAUGE	14
O.L.D	74
AXLE	3/8X115 120
AXLE MATERIAL	CRMO
P.C.D	38
F.T.F	48



HUBS



**WHERE INNOVATION
MEETS MOMENTUM!**



TECHNOLOGY



MATRISILK

REINFORCEMENT FIBERS EMBEDDED INTO THE CARBON FABRIC YIELDING A MATRIX STRUCTURE THAT INCREASES STRENGTH & FATIGUE LIFE



HYPERTOROID

OPTIMIZED CROSS-SECTIONAL SHAPE MEANS EXCELLENT FRONTAL AERODYNAMICS & MINIMIZED LATERAL TURBULENCE



PROTEX

PROPRIETARY COATING IMPREGNATED INTO THE BRAKE TRACK OF OUR CARBON RIMS FOR ENHANCED ALL-WEATHER PERFORMANCE



TUBELESS READY

PROPRIETARY RIM PROFILE THAT IS COMPATIBLE WITH TUBELESS TIRE SYSTEMS WITHOUT THE NEED FOR LIQUID SEALANT



A.B.G.

ANTI-BITE GUARD IS A REINFORCED STEEL RIB INTEGRATED INTO ALLOY CASSETTE BODY SPLINES TO MITIGATE DAMAGE FROM DRIVE FORCES



WHEELS

NEW



DRS

DUAL RATCHET SYSTEM



U1

PROPRIETARY REAR HUB TECHNOLOGY ALLOWING COMPATIBILITY WITH SHIMANO, SRAM & CAMPAGNOLO CASSETTE BODIES



SEALED BEARING

TOP QUALITY JAPANESE MADE SEALED BEARINGS ENSURE THAT NOVATEC WHEELS ROLL FAST & FRICTION-FREE



REPLACEABLE BEARINGS

DOUBLE & QUAD BEARING CONFIGURATIONS ARE REPLACEABLE SHOULD THEY WEAR OUT - NOT THAT WE EXPECT THAT TO HAPPEN



HAND BUILT

ASSURANCE THAT THE WHEELSET DISPLAYING THIS MARK WAS HAND BUILT & TENSIONED BY A SKILLED & DEDICATED NOVATEC EXPERT WHEEL BUILDER



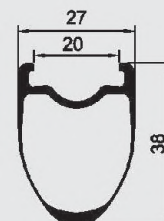
ROAD RIM BRAKE



R3 **GEN2**



- VERSATILE 38MM DEEP, WIDE PROFILE FULL CARBON RIM
- SUPER HIGH TEMPERATURE TG RESIN PREVENTS HEAT DISTORTION
- HYPERTOROID OPTIMIZED CROSS SECTIONAL SHAPE
- HAND BUILT WITH STAINLESS AERO SPOKES & DSN NIPPLES
- CLINCHER: 1,500 GRAMS/PAIR



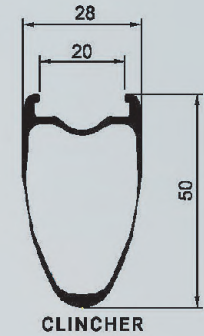
CLINCHER

A STRIKING BALANCE BETWEEN STRAIGHT-LINE AERODYNAMICS & MINIMAL CROSS VECTOR DEFLECTION MAKE THE R5 PERFECT IN VIRTUALLY ALL CONDITIONS. BEGIN YOUR ROAD TO VICTORY WITH R5.

WHEELS

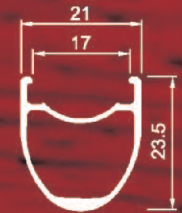
GEN2 R5

- VERSATILE 50MM DEEP, WIDE PROFILE FULL CARBON RIM
- SUPER HIGH TEMPERATURE TG RESIN PREVENTS HEAT DISTORTION
- HYPERTOROID OPTIMIZED CROSS SECTIONAL SHAPE
- HAND BUILT WITH STAINLESS AERO SPOKES & DSN NIPPLES
- CLINCHER: 1,550 GRAMS/PAIR



JETFLY SL

- FULL ALLOY RIMS WITH MACHINED BRAKING SURFACE
- MINIMAL WEIGHT MAKES THEM CLIMB LIKE A MOUNTAIN GOAT
- UNIQUE 3-IN-1 REAR HUB FOR EASY COMPATIBILITY WITH SHIMANO, SRAM & CAMPY
- TUBELESS READY PROFILE
- DSN NIPPLES
- CLINCHER : 1,340 GRAMS/PAIR



JETFLY-SL CLINCHER





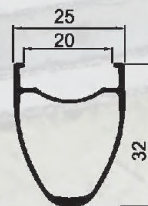
CRAFTED WITH PRECISION, THIS ULTRA-LIGHTWEIGHT ALLOY WHEELSET FEATURES A SLEEK 23.5MM LOW-PROFILE DESIGN, PERFECT FOR BOTH INTENSE RACES AND RIGOROUS TRAINING SESSIONS.



JETFLY



- FULL ALLOY RIMS WITH MACHINED BRAKING SURFACE
- MINIMAL WEIGHT MAKES THEM CLIMB LIKE A MOUNTAIN GOAT
- UNIQUE 3-IN-1 REAR HUB FOR EASY COMPATIBILITY WITH SHIMANO, SRAM & CAMPY
- TUBELESS READY PROFILE
- DSN NIPPLES
- CLINCHER : 1,560 GRAMS/PAIR



JETFLY CLINCHER





THE PERFECT WHEEL FOR A TRAINING RIDE, JETFLY'S 32MM-DEEP SECTION RIM FEELS LIKE RIDING ON A KNIFE-EDGE.

ROAD DISC





**J BEND
SPOKES**

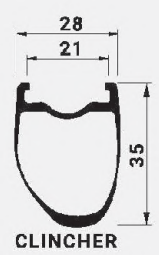
TEAMSERIES



R3 *DISC* TEAM *GEN4*



- DRS SYSTEM WITH 36T, J-HOOK HUB
- THE NEW DESIGN OF THE RIM DECALS REDUCE THE CHEMICAL POLLUTION DURING THE PRODUCTION
- AN IDEAL, DO-EVERYTHING, 35MM DEEP, WIDE PROFILE FULL
- CARBON RIM
- MEDIUM DEPTH IS IDEAL BALANCE BETWEEN RIGIDITY & ON-ROAD COMPLIANCE
- HAND BUILT WITH STAINLESS TRIPLE SPOKES & DSN NIPPLES FOR STRENGTH
- CLINCHER: 1,570 GRAMS/PAIR

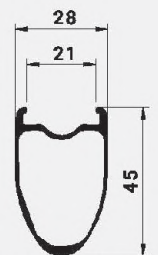




R4 DISC TEAM GEN4



- DRS SYSTEM WITH 36T, J-HOOK HUB
- THE NEW DESIGN OF THE RIM DECALS REDUCE THE CHEMICAL POLLUTION DURING THE PRODUCTION
- AN IDEAL, DO-EVERYTHING, 45MM DEEP, WIDE PROFILE
- FULL CARBON RIM
- MEDIUM DEPTH IS IDEAL BALANCE BETWEEN RIGIDITY & ON-ROAD COMPLIANCE
- HAND BUILT WITH STAINLESS TRIPLE SPOKES & DSN NIPPLES
- CLINCHER: 1,620 GRAMS/PAIR



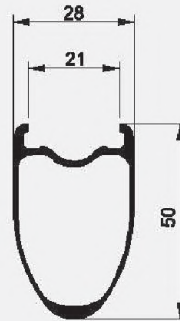
CLINCHER




R5 *DISC* **GEN4** *TEAM*



- DRS SYSTEM WITH 36T, J-HOOK HUB
- THE NEW DESIGN OF THE RIM DECALS REDUCE THE CHEMICAL POLLUTION DURING THE PRODUCTION
- AN IDEAL, DO-EVERYTHING, 50MM DEEP, WIDE PROFILE FULL CARBON RIM
- MEDIUM DEPTH IS IDEAL BALANCE BETWEEN RIGIDITY & ON-ROAD COMPLIANCE
- HAND BUILT WITH STAINLESS TRIPLE SPOKES & DSN NIPPLES
- CLINCHER: 1,645 GRAMS/PAIR

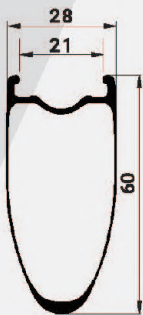


CLINCHER



R6 DISC **NEW** GEN1 TEAM

- DRS SYSTEM WITH 36T, J-HOOK HUB
- THE NEW DESIGN OF THE RIM DECALS REDUCE THE CHEMICAL POLLUTION DURING THE PRODUCTION
- AN IDEAL, DO-EVERYTHING, 60MM DEEP, WIDE PROFILE FULL CARBON RIM
- HAND BUILT WITH STAINLESS TRIPLE AERO
- SPOKES & DSN NIPPLES
- TUBELESS READY PROFILE
- CLINCHER: 1,490 GRAMS/PAIR



CLINCHER



Dual Ratchet System

PROSERIES

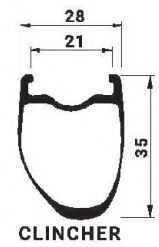
STRAIGHT
PULL SPOKES

NOVATEC



R3 DISC PRO GEN4

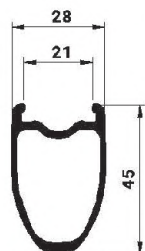
- DRS SYSTEM WITH 36T, STRAIGHT PULL HUB
- THE NEW DESIGN OF THE RIM DECALS REDUCE THE CHEMICAL POLLUTION DURING THE PRODUCTION
- AN IDEAL, DO-EVERYTHING, 35MM DEEP, WIDE PROFILE FULL CARBON RIM
- MEDIUM DEPTH IS IDEAL BALANCE BETWEEN RIGIDITY & ON-ROAD COMPLIANCE
- HAND BUILT WITH STAINLESS TRIPLE AERO SPOKES & DSN NIPPLES
- TUBELESS READY PROFILE
- CLINCHER: 1,410 GRAMS/PAIR





R4 DISC PRO GEN4

- DRS SYSTEM WITH 36T, STRAIGHT PULL HUB
- THE NEW DESIGN OF THE RIM DECALS REDUCE THE CHEMICAL POLLUTION DURING THE PRODUCTION
- AN IDEAL, DO-EVERYTHING, 45MM DEEP, WIDE PROFILE FULL CARBON RIM
- MEDIUM DEPTH IS IDEAL BALANCE BETWEEN RIGIDITY & ON-ROAD COMPLIANCE
- HAND BUILT WITH STAINLESS TRIPLE AERO SPOKES & DSN NIPPLES
- TUBELESS READY PROFILE
- CLINCHER: 1,485 GRAMS/PAIR

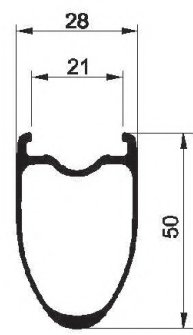


CLINCHER




R5 DISC PRO GEN4

- DRS SYSTEM WITH 36T, STRAIGHT PULL HUB
- THE NEW DESIGN OF THE RIM DECALS REDUCE THE CHEMICAL POLLUTION DURING THE PRODUCTION
- AN IDEAL, DO-EVERYTHING, 50MM DEEP, WIDE PROFILE FULL CARBON RIM
- MEDIUM DEPTH IS IDEAL BALANCE BETWEEN RIGIDITY & ON-ROAD COMPLIANCE
- HAND BUILT WITH STAINLESS TRIPLE AERO SPOKES & DSN NIPPLES
- TUBELESS READY PROFILE
- CLINCHER: 1,500 GRAMS/PAIR



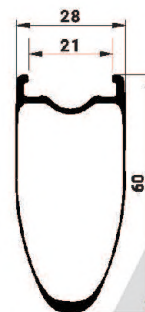
CLINCHER





R6 *DISC* **NEW** *GEN1* **PRO**

- DRS SYSTEM WITH 36T, STRAIGHT PULL HUB
- THE NEW DESIGN OF THE RIM DECALS REDUCE THE CHEMICAL POLLUTION DURING THE PRODUCTION
- AN IDEAL, DO-EVERYTHING, 60MM DEEP, WIDE PROFILE FULL CARBON RIM
- HAND BUILT WITH STAINLESS TRIPLE AERO SPOKES & DSN NIPPLES
- TUBELESS READY PROFILE
- CLINCHER: 1,390 GRAMS/PAIR



CLINCHER

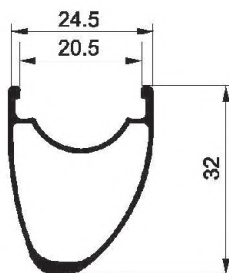




JETFLY ^{GEN2} DISC



- NEW WIDE PROFILE SUPERLIGHT ALLOY RIM
- ANTI-BITE GUARD (ABG) CASSETTE BODY
- RACE LEVEL FEATURES AND PERFORMANCE
- UNIQUE 3-IN-1 REAR HUB FOR EASY COMPATIBILITY WITH SHIMANO, SRAM & CAMPY
- TUBELESS READY PROFILE
- DSN NIPPLES
- CLINCHER : 1,710 GRAMS/PAIR



CLINCHER



A male cyclist wearing a colorful jersey with 'BAD RIDING Club' on it, a helmet, and sunglasses is riding a gravel bike through a shallow stream. The bike is splashing water, and the background is a lush green field.

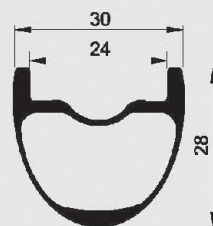
GRAVEL

WHEELS

G24 TEAM ^{GEN2}



- DRS SYSTEM WITH 36T, J-HOOK HUB
- THE NEW DESIGN OF THE RIM DECALS REDUCE THE CHEMICAL POLLUTION DURING THE PRODUCTION
- AN IDEAL, DO-EVERYTHING, 28MM DEEP, WIDE PROFILE FULL CARBON RIM
- HAND BUILT WITH STAINLESS TRIPLE SPOKES & DSN NIPPLES
- HOOKLESS/TUBELESS READY PROFILE
- CLINCHER: 1,590 GRAMS/PAIR



HOOKLESS

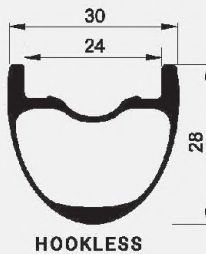


2025

ELS | GRAVEL PRO

G24 PRO ^{GEN2}

- DRS SYSTEM WITH 36T, STRAIGHT PULL HUB
- THE NEW DESIGN OF THE RIM DECALS REDUCE THE CHEMICAL POLLUTION DURING THE PRODUCTION
- AN IDEAL, DO-EVERYTHING, 28MM DEEP, WIDE PROFILE FULL CARBON RIM
- HAND BUILT WITH STAINLESS TRIPLE AERO SPOKES & DSN NIPPLES
- HOOKLESS/TUBELESS READY PROFILE
- CLINCHER: 1,400 GRAMS/PAIR

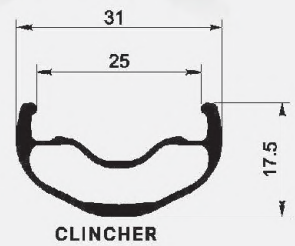




N25



- STRONG ALLOY RIM IS IDEAL BALANCE BETWEEN RIGIDITY & ECONOMY COMPLIANCE
- HAND BUILT WITH STAINLESS AERO SPOKES & DSN NIPPLES
- TUBELESS READY PROFILE
- CLINCHER: 2,215 GRAMS/PAIR
- ONLY IN SHIMANO HG





MTB

OFFROAD

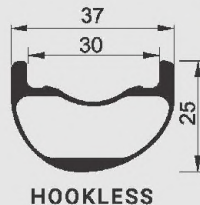


M30

27.5"/29"

ALL MOUNTAIN /
ENDURO

- TRAIL POUNDING 30MM INNER WIDTH
- TUBELESS READY MICROPEENED RIM PROFILE
- HEAT CURED GRAPHICS ARE LIGHT &
- CAN WITH STAND HARD OFF ROAD ABUSE
- AVAILABLE IN 27.5" & 29" RIM DIAMETERS
- DSN NIPPLES
- M30 27.5" ALL MOUNTAIN: 1,885 GRAMS/PAIR
- M30 27.5" ENDURO: 1935 GRAMS/PAIR
- M30 29" ALL MOUNTAIN: 1,960 GRAMS/PAIR
- M30 29" ENDURO: 2,030 GRAMS/PAIR
- AVAILABLE ONLY IN BOOST SPACING

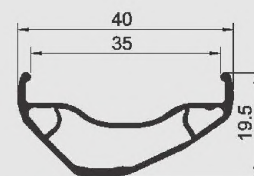


M30A

29" + 27.5"

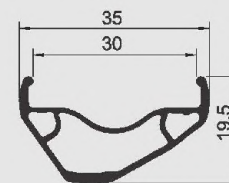
TAILORED FOR ALL MOUNTAIN AND ENDURO RIDING. THE HOOKLESS RIM DESIGN MAXIMIZES AIR SPACE FOR SUPERIOR SHOCK ABSORPTION. WITH A 30MM INNER RIM WIDTH, IT ACCOMMODATES VARIOUS TIRE SIZES, PROVIDING A SEAMLESS AND RELIABLE OFF-ROAD ADVENTURE.

- TRAIL POUNDING 35MM INNER WIDTH-FRONT WHEEL 30MM INNER WIDTH-REAR WHEEL
- STRONG ALUMINUM RIMS & CAN WITH STAND HARD OFF ROAD ABUSE
- FRONT IN 29" & REAR IN 27.5"
- DSN NIPPLES
- TUBELESS READY
- M30A-29" + M35A-27.5": 2,470 GRAMS/PAIR
- AVAILABLE ONLY IN BOOST SPACING



CLINCHER_FRONT

M30A-29"



CLINCHER_REAR

M30A-27.5"




M30A-27.5"

M30A-29"



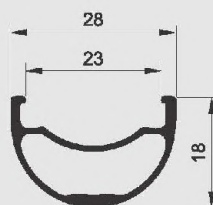
THE NAME SAYS IT ALL. FLOWTRAIL IS A PERFECT BLEND OF GRAVITY-BIASED & GO-ANYWHERE PERSONALITIES. LIGHT ENOUGH FOR CROSS COUNTRY, RESILIENT ENOUGH FOR ENDURO & PERFECT FOR EVERYDAY, FLOWTRAIL LETS YOU FIND RHYTHM ON YOUR RIDE.

FLOWTRAIL



FLOWTRAIL 27.5" BOOST

- TUBELESS READY PROFILE - NO MORE PINCH FLATS FOR WHEN THE GOING GETS ROUGH
- 4-IN-1 FRONT HUB EASILY CONVERTS FROM QR, 9MM, 15MM & 20MM AXLES
- AN ALL NEW WIDE PARABOLIC RIM CROSS SECTION RESULTS IN IMPROVED TIRE SHAPING WHILE DISSIPATING FORCES MORE EVENLY ACROSS THE RIM STRUCTURE
- SLEEVED RIM JOINT IS STRONGER THAN A WELDED JOINT & DOES NOT HEAT DAMAGE THE RIM
- A.B.G. FORTIFIED ALLOY CASSETTE BODY RESISTS DAMAGE FROM DRIVE FORCES
- AVAILABLE IN 27.5"
- DSN NIPPLES
- FLOWTRAIL 27.5" BOOST: 1,775 GRAMS/PAIR
- AVAILABLE IN STANDARD AND BOOST SPACING



CLINCHER



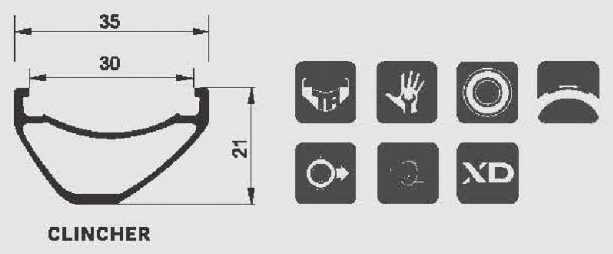



HARD CORE HAS NOTHING ON THE DIABLO XL. IF OUR GRAVITY WHEELS ARE BOMBPROOF THEN THE DIABLO XL IS THE BOMB - WIDER, STRONGER, AND FASTER OVER ANY DH COURSE YOU THROW AT IT



DIABLO XL

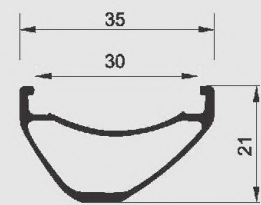
- BOOST ONLY FRONT AND REAR HUB
- 30MM INNER WIDTH
- ENDURO PLUS 35MM WIDTH
- TUBELESS READY MICROPEENED RIM PROFILE
- HEAT CURED GRAPHICS ARE LIGHT & CAN WITHSTAND HARD OFF ROAD ABUSE
- DSN NIPPLES
- DIABLO XL 27.5": 2,045 GRAMS/PAIR
- DIABLO XL 29": 2,135 GRAMS/PAIR





DEMON XL

- BOOST ONLY FRONT AND REAR HUB
- 30MM INNER WIDTH
- ENDURO PLUS 35MM WIDTH
- TUBELESS READY MICROPEENED RIM PROFILE
- HEAT CURED GRAPHICS ARE LIGHT & CAN WITHSTAND HARD OFF ROAD ABUSE
- BRASS NIPPLES
- DEMON XL 27.5" SUPER BOOST: 2,110 GRAMS/PAIR
- DEMON XL 29" SUPER BOOST: 2,205 GRAMS/PAIR



CLINCHER



THE PLACE WHERE YOU CHEERS YOUR CREW FOR EVERYTHING YOUR THANKFUL FOR, FLIP THE FUN SWITCHES AND JUST BEFORE YOU POINT YOUR RIG INTO THE VOID BELOW YOU TAKE THAT DEEP BREATH. THIS IS THE PLACE WE TREASURE THE MOST, WE LIVE FOR THOSE MOMENTS AND ALL THAT FOLLOW.

THE DEMON XL IS OUR ANSWER FOR EVERYONE LOOKING FOR THE WHEELSET TO ACCOMPANY US IN THESE MOMENTS, REGARDLESS OF WHAT COMES NEXT.



DEMON XL 29" SUPER BOOST

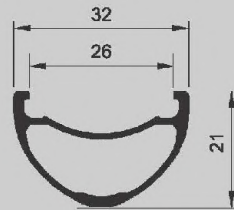


CRISP

- 26MM INNER WIDTH
- EXTERNAL 32MM WIDTH
- TUBELESS READY MICROPEENED RIM PROFILE
- HEAT CURED GRAPHICS ARE LIGHT & CAN WITHSTAND HARD OFF ROAD ABUSE
- BRASS NIPPLES
- CRISP 26": 2,540 GRAMS/PAIR



CRISP 26"



CLINCHER



DESIGN AND PRODUCE A WHEELSET THAT WOULD HOLD UP TO THE ABUSE THESE GUYS THROW AT IT, LOOK RAD AND NOT BREAK THE BANK. ALL NEW SINGLE SPEED SPECIFIC HUB UTILIZING THE INTERNAL STRUCTURE OF OUR HUBS, THIS COMBINATION ALLOWS FOR ALMOST INSTANT ENGAGEMENT TO GET YOU MOVING INTO THE LINE IMMEDIATELY.





PARTS

RELEASE

QUICK

PARTS

MOLD	OLD	PITCH	B+-1	THREAD LENGTH	WITH NUT	SYSTEM
ROAD (TA12)	100	M12XP1.5	120	12		
		M12XP1.5	121.5	13.5		SHIMANO
		M12XP1.5	125	16		SRAM
		M15XP1.5	125	16		SRAM
	142	M12XP1.5	163.5	13.5		SHIMANO
MTB (TA15) (TA12)	100	M14XP1.5	145	16	✓	FOX
		M15XP1.5	150	20		SRAM
	142	M12XP1.5	165	18		SHIMANO
		M12XP1.0	166	20	✓	SYNTACE
						DTSWISS
		M12XP1.75	167	20		SRAM
		M12XP1.5	170	18	✓	SHIMANO
		M12XP1.5	172	18	✓	SHIMANO
	148	M12XP1.75	174	20		SRAM
		M12XP1.5	178	18	✓	SHIMANO
		M12XP1.75	180	20		SRAM
FAT BIKE (TA15) (TA12)	150	M15XP1.5	199	12		ROCKSHOX
	197	M12XP1.5	227	18	✓	SHIMANO
		M12XP1.75	229	20		SRAM

STANDARD

QR270
F53 G R58 G

**STANDARD**

QR274
F52 G R 57 G

**NEW M9/M10**

QR279
F78G R109G

**TA**

TA12A7
43G



STANDARD

QR279
F47G R52G



STANDARD

QR249
F40G R45G



STANDARD

QR216
F31G R36G



FASTFIT 
UNLEASH YOUR
RIDE **IN SECONDS!**

TA

TA15A7
56G



THRU-QR

QR264
F79G R93G



TARU-QR

QR269
F64G R76G



TA

QR278
47G




MULTI AXLE SYSTEM-FRONT



MULTI AXLE SYSTEM QR / 09 / 12 / 15

FOUR IN ONE SYSTEM, ALLOWING CONVERSION BETWEEN QR, 09, 12 & 15 AXLES FOR FRONT HUBS. MOST VARIABLE SYSTEM FOR WIDE RANGE OF USING EASY INTERCHANGEABLE PARTS.



MULTI AXLE SYSTEM



ALLOWING CONVERSION BETWEEN STANDARD QR, 09, 12, 15




MULTI AXLE SYSTEM-REAR



MULTI AXLE SYSTEM QR / 10 / 12 / X12

FOUR IN ONE SYSTEM, ALLOWING CONVERSION BETWEEN QR, 10, 12 & X12 AXLES FOR REAR HUBS. MOST VARIABLE SYSTEM FOR WIDE RANGE OF USING EASY INTERCHANGEABLE PARTS.




2 IN 1 SYSTEM



TWO IN ONE SYSTEM FOR DIRT JUMP


TWO IN ONE SYSTEM ALLOWS FOR EASY INTERCHANGE BETWEEN FREEWHEEL AND DRIVE UNIT



LEFT - RIGHT DRIVE

1 TWO

ONE MODEL TWO SYSTEM FOR BMX
FLEXIBLE SYSTEM ALLOW YOU TO CHOOSE THE
NUMBER OF TEETH EASY TO CHANGE IN BETWEEN
CASSETTE & DRIVE UNIT THE SYSTEM IS APPLICA-
BLE FOR ANY REAR BMX 4SB HUB




LEFT - RIGHT DRIVE



LEFT - RIGHT DRIVE FOR BMX
LEFT- RIGHT DRIVE SYSTEM WITH SPECIAL RATCHET
RINGS ALLOW YOU TO CHANGE FROM RIGHT SIDE
DRIVE TO LEFT SIDE DRIVE.

TW PATENT NO : M376441

EU PATENT NO : NR202011004253.7



COMPONENTS



SPROCKET SLS
16T, 17T, 18T
TW PATENT
NO : M377343



LOCK RING AL



WATER
RESISTANT



SEAL



SEALED
BEARING



SIDE CAP



SPACER



RATCHET RING
SCM415 18G



5 PAWLS FOR MTB + SPRING
4 PAWLS FOR MTB + SPRING
3 PAWLS FOR ROAD + SPRING

HUB & CASSETTE AM PACKAGING



CASSETTE BODY SYSTEM

PART NUMBER	FREEHUB TYPE	HUB MODELS	MATERIALS	SYSTEM	NOTICE
P012-0048	A-327	F172SB-11S	ALLOY	SHIMANO-11S	
P012-0095				SRAM XDR	BLACK
P012-0066	B-427	F482SB-11S	ALLOY	SHIMANO-11S	W/1.5MM WASHER
		D792SB-11S			
P012-0042		D792SB-11S	STEEL		
		F482SB-XDR			
P012-0010		D792SB-XDR	ALLOY	SRAM XDR	
P012-0251		D792SB-C13			
P019-0013	E-440	D902SB-B12-A4A-MS	ALLOY	SHIMANO-12S	W/ALLOY ALEX
P019-0019		D902SB-CL-X12-A4A-MS			
P019-0026		D902SB-B12-S4S-MS	STEEL		W/STEEL ALEX
P012-0088		D902SB-B12-11S	ALLOY	SHIMANO-11S	BLACK,W/1.5MM WASHER
P012-0092		D902SB-B12-S11		SRAM XDR	
P012-0096		D902SB-B12-11S	STEEL	SHIMANO-11S	BLACK,W/1.5MM WASHER
P012-0291		D902SB-B12-S11		SRAM XDR	
P012-0070	B2-427	F482SB-SL-11S	ALLOY	SHIMANO-11S	W/1.8MM WASHER
		FS522SB-11S			
		D142SB-11S			

SHIFT INTO SEAMLESS PERFORMANCE

▶▶▶ REVOLUTIONIZING YOUR RIDE *with*
PRECISION CASSETTE BODIES!

PART NUMBER	FREEHUB TYPE	HUB MODELS	MATERIALS	SYSTEM	NOTICE
P019-0011	F2-333	D462SB-SL-X12-MS/D162SB	STEEL	SHIMANO-12S	W/STELL ALEX
P019-0017		D462SB-SL-B12-MS/D162SB			
P012-0014		D462SB-11S/D162SB-11S		SHIMANO-11S	W/1.5MM WASHER
P012-0028		D462SB-S11/S162SB-S11		SRAM XD	6 PAWLS ENGAGEMENT
P012-0058	R-642	XD642SB-ABG	ALLOY	SHIMANO	6 PAWLS ENGAGEMENT
P012-0094		XD642SB-S11		SRAM XD	
P041-0036	TSE	D762TSE	STEEL	SHIMANO	
		F362TSE			
		F364TSE			
		D144TSE			
P041-0039		D762TSE-11S		SHIMANO-11S	
		F362TSE-11S			
		F364TSE-11S			
		D144TSE-11S			
P041-0044	TA-TSE	D952TSE-B12	STEEL	SHIMANO-10S	
P041-0037		D952TSE-B12-11S		SHIMANO-11S	
P041-0002	TSBT	D762TSBT	STEEL	SHIMANO-10S	
P041-0043		F362TSBT		SHIMANO-11S	
		D762TSBT-11S			
F362TSBT-11S					
P041-0041	TA-TSB	D952TSB-B12	STEEL	SHIMANO-10S	
P041-0042		D982TSB-X12-11S		SHIMANO-11S	

SPECS 2025

WHEELSET

MODEL WEIGHT/PAIR	TYPE	RIM TYPE DEPTH	ETRTO ERD	INNER WIDTH EXTERNAL WIDTH	RIM FINISHING	WEIGHT FRONT / REAR CALCULATED	
R3 DISC CL-TEAM 1570G	ROAD DISC BRAKE	CLINCHER DISC CARBON 35MM	622-21 562.6MM*	21MM/27.7MM	UD	719G 851G	
R3 DISC CL-PRO 1410G	ROAD DISC BRAKE	CLINCHER DISC CARBON 35MM	622-21 562.6MM*	21MM/27.9MM	UD	623G 790G	
R4 DISC CL-TEAM 1620G	ROAD DISC BRAKE	CLINCHER DISC CARBON 45MM	622-21 562.6MM*	21MM/27.7MM	UD	744G 877G	
R4 DISC CL-PRO 1485G	ROAD DISC BRAKE	CLINCHER DISC CARBON 45MM	622-21 562.6MM*	21MM/27.7MM	UD	678G 836G	
R5 DISC CL-TEAM 1645G	ROAD DISC BRAKE	CLINCHER DISC CARBON 50MM	622-21 562.6MM*	21MM/27.9MM	UD	762G 883G	
R5 DISC CL-PRO 1500G	ROAD DISC BRAKE	CLINCHER DISC CARBON 50MM	622-21 562.6MM*	21MM/27.9MM	UD	657G 827G	
R6 DISC CL-TEAM 1490G	ROAD DISC BRAKE	CLINCHER DISC CARBON 60MM	622-21 562.6MM*	21MM/27.9MM	CLEAR PAINTING	610G 780G	
R6 DISC CL-PRO 1390G	ROAD DISC BRAKE	CLINCHER DISC CARBON 60MM	622-21 562.6MM*	21MM/27.9MM	CLEAR PAINTING	680G 810G	
G24 DISC CL-TEAM 1590G	GRAVEL	HOOKLESS CARBON 28MM	622-21 562.6MM*	24MM/30MM	UD	735G 859G	
G24 DISC CL-PRO 1405G	GRAVEL	HOOKLESS CARBON 28MM	622-21 562.6MM*	24MM/30MM	UD	623G 782G	
JETFLY (U4.0) 1560G	ROAD RACING/TRAINING	CLINCHER ALLOY 32MM	622-20 589.2MM*	20MM/25MM	BLACK MICRO PEEN	688G 876G	
JETFLY SL (CLIN.U1.0) 1340G	ROAD RACING/TRAINING	CLINCHER ALLOY 23.4MM	622-17 589.2MM*	17MM/21.3MM	BLACK MICRO PEEN	583G 760G	
JETFLY DISC-CL (U4.0) 1710G	ROAD DISC BRAKE	CLINCHER ALLOY 32MM	622-20 572.1MM*	24MM/30MM	BLACK MICRO PEEN	786G 928G	
M30 27.5 ALL MOUNTAIN (U2.0) 1885G	MTB DISC TRAIL	HOOKLESS CARBON 25MM	584-30 565.6MM	30MM/37MM	UD	839G 1046G	
M30 27.5 ENDURO (U2.0) 1935G	MTB DISC TRAIL/ENDURO	HOOKLESS CARBON 25MM	584-30 565.6MM	30MM/37MM	UD	864G 1071G	
M30 29 ALL MOUNTAIN (U2.0) 1960G	MTB DISC TRAIL	HOOKLESS CARBON 25MM	622-30 603.6MM*	30MM/37MM	UD	871G 1091G	
M30 29 ENDURO (U2.0) 2030G	MTB DISC TRAIL/ENDURO	HOOKLESS CARBON 25MM	622-30 603.6MM*	30MM/37MM	UD	906G 1126G	
M30A-29 + M35A-27.5 2470G	MTB DISC TRAIL/ENDURO	CLINCHER ALLOY 19.5MM	622-30 584-30 603.6MM 565.6MM	30MM/35MM 35MM/40MM	BLACK MICRO PEEN	1025G 1445G	
FLOWTRAIL 27.5 (U3.1) 1775G	MTB DISC TRAIL	CLINCHER ALLOY 18MM	584-23 589.2MM	23MM/27.8MM	BLACK MICRO PEEN	780G 997G	
FLOWTRAIL 29 (U3.1) 1830G	MTB DISC TRAIL	CLINCHER ALLOY 18MM	622-23 593.8MM*	23MM/27.8MM	BLACK MICRO PEEN	796G 1034G	
DIABLO XL 27.5 (U2.0) 2045G	MTB DISC ENDURO	CLINCHER ALLOY 21MM	584-30 566MM*	30MM/35MM	BLACK MICRO PEEN	914G 1134G	
DIABLO XL 29 (U2.0) 2135G	MTB DISC ENDURO SUPER BOOST	CLINCHER ALLOY 21MM	622-30 593.8MM*	30MM/35MM	BLACK MICRO PEEN	963G 1171G	
DEMON XL 27.5 (U2.0)-SUPER BOOST 2110G	MTB DISC SUPER BOOST	CLINCHER ALLOY 21MM	584-30 566MM*	30MM/35MM	BLACK MICRO PEEN	956G 1155G	
DEMON XL 29 (U2.0) SUPER BOOST 2205G	MTB DISC DH BOOST	CLINCHER ALLOY 21MM	622-30 593.8MM*	30MM/35MM	BLACK MICRO PEEN	1005G 1200G	
CRISP 2540G	DIRT JUMP	CLINCHER ALLOY 21MM	559-26 530.6MM*	26MM/32MM	BLACK MICRO PEEN	920G 1180G	
N25 2215G	GRAVEL	CLINCHER ALLOY 17.5MM	622-25 613.6MM	25MM/31MM	BLACK ANODIZING	1028G 1188G	

SPOKES NO. J-HOOK/ STRAIGHT	SPOKES TYPE	HUBS	HUB FINISHING	AXLE FRONT/REAR	CONVERTIBLE TO TUBELESS	CASSETTE	PARTS
24/24 J-HOOK	PSR TRIPLE BUTTED	D571SB-12 D572RSB-X12	BLACK AND. POLISHED	AL 12X100 AL 12X142	YES	SHIM.11/ SRAM	
24/24 STRAIGHT	CN TRIPLE BUTTED	D8571SB-12 D8572RSB-X12	BLACK AND. POLISHED	AL 12X100 AL 12X142	YES	SHIM.11/ SRAM	VALVE EXTENER, 4 SPARE SPOKES AND NIPPLES
24/24 J-HOOK	PSR TRIPLE BUTTED	D571SB-12 D572RSB-X12	BLACK AND. POLISHED	AL 12X100 AL 12X142	YES	SHIM.11/ SRAM	
24/24 STRAIGHT	CN TRIPLE BUTTED	D8571SB-12 D8572RSB-X12	BLACK AND. POLISHED	AL 12X100 AL 12X142	YES	SHIM.11/ SRAM	VALVE EXTENER, 4 SPARE SPOKES AND NIPPLES
24/24 J-HOOK	PSR TRIPLE BUTTED	D571SB-12 D572RSB-X12	BLACK AND. POLISHED	AL 12X100 AL 12X142	YES	SHIM.11/ SRAM	
24/24 STRAIGHT	CN TRIPLE BUTTED	D8571SB-12 D8572RSB-X12	BLACK AND. POLISHED	AL 12X100 AL 12X142	YES	SHIM.11/ SRAM	VALVE EXTENER, 4 SPARE SPOKES AND NIPPLES
24/24 J-HOOK	PSR TRIPLE BUTTED	D571SB-12 D572RSB-X12	BLACK AND. POLISHED	AL 12X100 AL 12X142	YES	SHIM.11/ SRAM	
24/24 STRAIGHT	CN TRIPLE BUTTED	D8571SB-12 D8572RSB-X12	BLACK AND. POLISHED	AL 12X100 AL 12X142	YES	SHIM.11/ SRAM	VALVE EXTENER, 4 SPARE SPOKES AND NIPPLES
20/24 J-HOOK	STAINLESS TRIPLE BUTTED	XA561SB XF562SB	BLACK AND. POLISHED	AL 9X108X100 AL 10X140X130	YES	SHIM.11/ SRAM	4 SPARE SPOKES AND NIPPLES
20/24 J-HOOK	STAINLESS TRIPLE BUTTED	XA561SB XF562SB	BLACK AND. POLISHED	AL 9X108X100 AL 10X140X130	YES	SHIM.11/ SRAM	4 SPARE SPOKES AND NIPPLES
24/28 J-HOOK	STAINLESS TRIPLE BUTTED	D791SB-CL D792SB-CL-X12	BLACK AND. POLISHED	AL 12X100 AL 12X142	YES	SHIM.11/ SRAM	4 SPARE SPOKES AND NIPPLES
32/32 J-HOOK	STAINLESS TRIPLE BUTTED	D791SB-B15 D902SB-B12	BLACK AND. POLISHED	AL 15X110 AL 12X148	YES	SHIM.11 / MS / SRAM	4 SPARE SPOKES AND NIPPLES
32/32 J-HOOK	STAINLESS TRIPLE BUTTED	D791SB-B15 D902SB-B12	BLACK AND. POLISHED	AL 15X110 AL 12X148	YES	SHIM.11 / MS / SRAM	4 SPARE SPOKES AND NIPPLES
32/32 J-HOOK	STAINLESS TRIPLE BUTTED	D791SB-B15 D902SB-B12	BLACK AND. POLISHED	AL 15X110 AL 12X148	YES	SHIM.11 / MS / SRAM	4 SPARE SPOKES AND NIPPLES
32/32 J-HOOK	STAINLESS TRIPLE BUTTED	D791SB-B15 D902SB-B12	BLACK AND. POLISHED	AL 15X110 AL 12X148	YES	SHIM.11 / MS / SRAM	4 SPARE SPOKES AND NIPPLES
32/32 J-HOOK	PSR SINGLE BUTTED	D791SB-CL-B15 D902SB-CL-B12-S4S-11S	BLACK AND. POLISHED	AL 15X110 AL 12X148	YES	SHIM.11	
32/32 J-HOOK	STAINLESS TRIPLE BUTTED	D791SB-B15 D902SB-B12	BLACK AND. POLISHED	AL 15X110 AL 12X148	YES	SHIM.11 / MS / SRAM	4 SPARE SPOKES AND NIPPLES
32/32 J-HOOK	STAINLESS TRIPLE BUTTED	D791SB-B15 D902SB-B12	BLACK AND. POLISHED	AL 15X110 AL 12X148	YES	SHIM.11 / MS / SRAM	4 SPARE SPOKES AND NIPPLES
32/32 J-HOOK	STAINLESS TRIPLE BUTTED	D791SB-B15 D902SB-B12	BLACK AND. POLISHED	AL 15X110 AL 12X148	YES	SHIM.11 / MS / SRAM	4 SPARE SPOKES AND NIPPLES
32/32 J-HOOK	STAINLESS TRIPLE BUTTED	D791SB-B15 D902SB-B12	BLACK AND. POLISHED	AL 15X110 AL 12X148	YES	SHIM.11 / MS / SRAM	4 SPARE SPOKES AND NIPPLES
32/32 J-HOOK	STAINLESS TRIPLE BUTTED	XD641SB-B20 DH92SB-12X157	BLACK AND. POLISHED	AL 20X110 AL 12X157	YES	SHIM.11 / MS / SRAM	4 SPARE SPOKES AND NIPPLES
32/32 J-HOOK	STAINLESS TRIPLE BUTTED	XD641SB-B20 DH92SB-12X157	BLACK AND. POLISHED	AL 20X110 AL 12X157	YES	SHIM.11 / MS / SRAM	4 SPARE SPOKES AND NIPPLES
32/32 J-HOOK	STAINLESS TRIPLE BUTTED	XD641SB XD262SB	BLACK AND. POLISHED	AL 16X100 AL 10X135	YES		4 SPARE SPOKES AND NIPPLES
32/32 J-HOOK	PSR TRIPLE BUTTED	D041SB-CL-B12 D982TSB-CL-B12	BLACK AND. POLISHED	AL 12x110 AL 12x148	YES	SHIM.11 / MS	4 SPARE SPOKES AND NIPPLES

**AUSTRALIA** WHEELSETS/ HUBS**BICYCLE PARTS WHOLESALE**

ADDRESS : 76-80 Micro Circuit, Dandenong,
Vic 3175 Australia

TEL : +61-3-9702 9044

FAX : +61-3-9702 9144

E-MAIL : sales@bicyclepartswholesale.com.au

WEB : www.bicyclepartswholesale.com.au

AUSTRIA (EU) WHEELSETS/ HUBS**MESSINGSCHLAGER GmbH & Co. KG**

ADDRESS : Hassbergstrasse 45, D 96148 Baunach,
Germany

TEL : +49-9544 944 445

FAX : +49-9544 944 440

E-MAIL : info@messingschlagler.com

WEB : www.novatec.messingschlagler.com

ARGENTINA WHEELSETS**FERRARIS SRL**

ADDRESS : Piedras 1321/23 (C1140ABC), Buenos Aires,
Argentina

TEL : 54-11-4307-6723

FAX : 54-11-4307-6013

E-MAIL : ventas@ferrarisrsl.net

BELGIUM HUBS**Dewo-Europe NV**

ADDRESS : Steenstraat 16, 1570 Vollezele, Belgium

TEL : +32 - 54 56 79 81

FAX : +32 - 54 56 70 99

E-MAIL : info@dewo-europe.com

WEB : www.dewo-europe.com

**CHILE** HUBS/ WHEELSETS**Outside Sports SpA**

ADDRESS : Bandera 84, of 309 Santiago CL13100 Chile

TEL : +56931023220

EMAIL : contacto@outsidesports.cl or emilio@outsidesports.cl

WEB : www.outsidesports.cl

**CHINA** WHEELSETS/ HUBS**JOY INDUSTRIAL(SHEN ZHEN) CO., LTD.**

ADDRESS : Chuang Ye Road 12, The Third Industrial Zone,
Shui Tian Shi Yan Town, Bao An ShenZhen,
China (518108)

TEL : +86-755-2968 4800

FAX : +86-7552968 4727

E-MAIL : szsales@joy-tech.com.tw

CZECH REP.(EU) HUBS**DEMA Senica,a.s.**

ADDRESS : Dlhá 248 905 01 Senica, Slovakia

TEL : +421-34-69 45 226

E-MAIL : sport@dema.bike

WEB : www.dema.bike

**GERMANY (EU)** WHEELSETS/ HUBS**MESSINGSCHLAGER GmbH & Co. KG**

ADDRESS : Hassbergstrasse 45, D 96148 Baunach,
Germany

TEL : +49-9544 944 445

FAX : +49-9544 944 440

E-MAIL : info@messingschlagler.com

WEB : www.novatec.messingschlagler.com

HUNGARY (EU) WHEELSETS/ HUBS**NEUZER KFT.**

ADDRESS : H-2500 Esztergom, Eotvos U.48, Hungary

TEL : +36-33-500 580

FAX : +36-33-411 116

E-MAIL : info@neuzer.hu

WEB : www.neuzer-bike.hu

INDONESIA WHEELSETS**PT BINTANG TIMUR**

ADDRESS : JL K.H.M MANSYUR NO.223 JEMBATAN LIMA,
TAMBORA, JAKARTA BARAT 11250, INDONESIA

TEL : +6221-6300555

E-MAIL : sales@bintang-timur.com

ISAREL WHEELSETS**MOTOFAN SAHAR 2002 LTD.**

ADDRESS : 17 Arie Regev ST. NATANYA 4250209
ISRAEL

TEL : +972-9-885-6602

WEB : www.moto-ofan.co.il

JAPAN WHEELSETS**YOSHIKAWA MFG. CO., LTD.**

ADDRESS : 4-14-28 Gamo, Koshigaya, Saitama,
343-0838, Japan

TEL : +81-48-990-1735

FAX : +81-48-990-1736

E-MAIL : info@ysb-brake.co.jp

WEB : www.actionsports.co.jp

MALAYSIA WHEELSETS**HUAN SCHEN Sdn. Bhd.**

ADDRESS : No.12, Jalan TIAJ 2/5, Taman Industri Alam Jaya,
Bukit CheraKah, 42300 Selangor, Malaysia

TEL : +603 6038 6788

FAX : +603 6038 9788

E-MAIL : huanschen@gmail.com or info@huanschen.com.my

WEB : www.huanschen.com.my

NORWAY (EU) HUBS**DELER AS**

ADDRESS : Hestehagen 4, 1448 DRØBAK, NORWAY
 TEL : +47 64989954
 E-MAIL : bascheck@deler.no
 WEB : www.deler.no

**POLAND (EU) WHEELSETS/ HUBS****SPEEDER**

ADDRESS : Ul. Polna 5, 62-095 Murowana Goslina, Poland
 TEL : +48 61 670-4047
 E-MAIL : biuro@speeder.com.pl
 WEB : www.speeder.com.pl

ROMANIA (EU) HUBS**DHS BIKE PARTS s.r.l.**

ADDRESS : Str.Santuhalm 35A, 330004 Deva City, Romania
 TEL : +40-728 285 935
 E-MAIL : comenzioline@dhsbikeparts.ro
 WEB : www.dhsbikeparts.ro

SINGAPORE WHEELSETS/ HUBS**THE PM CYCLES**

ADDRESS : Changi Logistic Center,
 19 Loyang Way #03-03,
 Singapore 508724
 TEL : +65 6962 6982 /
 +65 8904 7021
 E-MAIL : sales@thepmcycles.com
 WEB : www.ThePmCycles.com

**SLOVAKIA(EU) HUBS****DEMA Senica, a.s.**

ADDRESS : Dlhá 248 905 01 Senica, Slovakia
 TEL : +421-34-69 45 226
 E-MAIL : sport@dema.bike
 WEB : www.dema.bike

SOUTH KOREA WHEELSETS/ HUBS**SBI Sports**

Address : B1, 668, Gaepo-ro, Gangnam-gu,
 Seoul, Republic of Korea
 Tel : +82-02-2088-5580
 Fax : +82-070-8224-5580
 WEB : www.sbisports.co.kr

UKRAINE HUBS**SPORTSYSTEMS**

ADDRESS : Kiev Region, Pershogo Travnja str.,
 49. Novi Petrivci 07354,
 Vyshgorod District, Ukraine
 TEL : +380-44-585-7035
 FAX : +380-44-585 7036
 E-MAIL : vtkhoryk@sportsys.com.ua

UNITED KINGDOM HUBS & PARTS**THORN CYCLES LTD**

ADDRESS : 91-93 ST JOHN STREET, TA6 5HX BRIDGWATER,
 SOMERSET, GB
 TEL : 01278-441500
 E-MAIL : SALES@SJSCYCLES.COM
 WEB : WWW.SJSCYCLES.CO.UK

**URUGUAY WHEELSETS/HUBS****Alkeus S.A.**

ADDRESS : Rondeau 1847, Uruguay
 TEL : +598 2924 9695
 E-MAIL : contacto@scott-montevideo.com.uy
 WEB : www.scott-montevideo.com.uy

**USA WHEELSETS/ HUBS****BIKE FETTISH**

ADDRESS : 41083 Sandalwood Cir. Unit K Murrieta, CA 92562
 TEL : +1 (951) 817-7741
 E-MAIL : sales@bikefettish.com
 WEB : www.bikefettish.com

**VENEZUELA HUB/WHEELSET****BTW VENEZUELA, C.A.**

ADDRESS : AV. LIBERTADOR CRUCE CON CALLE BOLIVAR,
 VALLE DE LA PASCUA, ESTADO GUARICO,
 VENEZUELA
 TEL : +58-4128022258
 E-MAIL : btwvenezuela2021@gmail.com

R I B U T O R

CREDIT

by



TOMAS LEMOINE (COVER) P22 P94

MAXIME PEYTHIEU P71

THOMAS GENON P13 P19 P25 P26 P40 P43

CTM RACING TEAM MEDIA P72 P77 P80 P92

MAX FREDRIKSSON P29 P30

HRINKOW ADVARICS CYCLEANG TEAM P7 P10 P12 P41 P42 P45 P48 P50 P65

CARLO GAMBIRASIO P02

ADOBESTOCK_294919086 P39

UNSPASH P35 P37 P91

DAN SHENG-SHAN CHIANG P75 PHOTO BY KASEY CARAMES / ROBERT LOWE

LUKAS KNOPF P81 PHOTO BY VISUALIZE_PRODUCTIONS

MERIDA x NOVATEC TEAM_諾飛客美利達 P3 P51 P53 P55 P59 P63



R

TEAM / PRO

SERIES



All new, cutting-edge
DRS (Dual Ratchet System)
ensure a super durable, consistent, and quick engaging hub.



WWW.NOVATECWHEELS.COM

THE HIGHEST-GRADE BY **NOVATEC**



AMERICA

NOVATEC WHEELS US, INC.

1164 OLD 441 N. CLAYTON,
GA. 30525

U.S.A.

CUSTOMERSERVICE@NOVATECUSA.NET

T: +1 706 408 0139

EUROPE

NOVATEC EU S.R.O

SADOVA 2719/3C

905 01 SENICA

SLOVAKIA

INFO@NOVATECWHEELS.EU

T: +421 948 729 699

ASIA

NOVATEC TAIWAN(HQ)

NO.508, SEC. 4,

CHANGPING ROAD, DAYA DIST.,

TAICHUNG CITY, TAIWAN 42850

SERVICE@NOVATECWHEELS.COM

T: +886 4 2568 7150

NOVATECWHEELS SHENZHEN

NO.12 CHUANGYE ROAD

THE 3RD INDUSTRIAL ZONE

SHUITIAN VILLAGE, SHIYA TOWN

BAOAN SHENZHEN, CHINA 518108

SZSALES@JOY-TECH.COM.TW

T: +86 755 2968 4588



WWW.NOVATECWHEELS.COM

