



# 2021

# HUBS

*EXTREME HIGH PERFORMANCE*







WE HAVE MORE THAN 45 YEARS' EXPERIENCE IN PRODUCING HUBS AND WHEELS. WE CHANGED OUR NAME TO JOY INDUSTRIAL CO., LTD. AND RELOCATED TO TAIWAN - FUNG YUNG IN 1981. WE THEN EXPANDED TO A LARGER FACTORY LOCATED IN TAIWAN - TA YA IN 1975. TO IMPROVE CUSTOMER SERVICE, WE ESTABLISHED ANOTHER 2 FACTORIES LOCATED IN SHEN ZHEN, KUN SHAN IN 1993 AND 1998 RESPECTIVELY. IN 2006, EACH COMPANY BEGAN PRODUCTION OF WHEEL SETS TO BROADEN OUR ALREADY VAST PRODUCT OFFERING.



INTROD





**NOVATEC IS A PREMIUM PRODUCT LINE MANUFACTURED BY JOY INDUSTRIAL CO. LTD. NOVATEC WAS ESTABLISHED IN 1989 WITH THE GOAL OF PRODUCING OUTSTANDING PERFORMANCE PRODUCTS FOR BICYCLES. SINCE ITS INCEPTION, NOVATEC HAS BEEN HERALDED AS A QUALITY SUPPLIER FOR TOP-TIER BICYCLE AND WHEEL BRANDS ALL OVER THE WORLD. NOVATEC IS DEDICATED TO THE IMPROVEMENT, DESIGN, MANUFACTURING, AND SUPPORT OF ITS PRODUCTS THROUGHOUT ALL CHANNELS OF BUSINESS, FROM OEM TO AFTERMARKET, BRANDED TO PRIVATE-LABEL, AND STANDARD TO CUSTOM. WE STAND BEHIND IT ALL. NOVATEC IS QUALITY, PERFORMANCE, AND RELIABILITY.**



**NOVATION**





# SYSTEM

WE WOULD LIKE TO INTRODUCE  
THE WHOLE NEW SYSTEM.





- PRO<sup>+</sup>**      PREMIUM LEVEL SEALED BEARINGS PRODUCTS
- PRO**            HIGH LEVEL SEALED BEARINGS PRODUCTS
- TEAM**          MID LEVEL SEALED BEARINGS PRODUCTS
- ELITE**          ENTRY LEVEL SEALED BEARINGS PRODUCTS
- CLUB**            ENTRY LEVEL LOOSE BALL PRODUCTS

- SP**      STRAIGHT PULL HUBS
- SL**      SUPER LIGHT J-BEND HUBS
- S**        STANDARD J-BEND HUBS

	S	SL	SP
PRO <sup>+</sup>			Red
PRO		Orange	Orange
TEAM	Yellow	Yellow	
ELITE	Green	Green	
CLUB	Green		



# CONTENTS

## ROAD

AS61CB	P10
FS62CB-11S	P10
AS511SB	P10
FS522SB-11S	P10
A291SB-SL	P11
F482SB-SL-11S	P11
A171SB	P11
F172SB-11S	P11
A361SBT	P11
F362TSBT-11S	P11
A171DSE	P12
F362TSE-11S	P12
A173DSE	P12
F364TSE	P12

## GRAVEL/ROAD DISC

D411CB-CL-B12	P14
D412CB-CL-B12-11S	P14
D791SB-B12	P14
D792SB-B12-S4S-11S	P14
D411CB-12	P15
D412CB-X12-11S	P15
D411SB-12	P15
D412SB-X12-11S	P15
D791SB-12	P15
D792SB-X12-A4A-11S	P15
D981SB-12	P16
D982TSB-X12-11S	P16
D981-12	P16
D982TSE-X12-11S	P16

## MTB STANDARD QR

D791SB-QR	P18
D792SB-QR-S4S-11S	P18
D041SB	P18
D042SB-SS-11S	P18
D481SBT	P18
D482TSBT-11S	P18
D761SBT	P19
D762TSBT-11S	P19
D043SBT	P19
D242SBT	P19
D761DSE-SL	P19
D762TSE-SL-11S	P19
D761DSE	P20
D762TSE-11S	P20
<b>D242DSE</b>	P20
D244DSE	P20
D144TSE	P20
D043DSE	P20

## E-MTB BOOST

XDS641SB/A-B15	P22
XDS642SB/A-B12-A6ABG	P22
XD641SB-B15	P22
D932SB-B12-S66S-11S	P22
D791SB-B15	P22
D902SB-B12-11S	P22
D951SB-B15	P23
D162SB-SL-B12-S3S-11S	P23
D471SBT-B5	P23
D472TSBT-B5-11S	P23
D041-B15	P24
D952TSE-B12-11S	P24
D041DSE-B5	P24
D142TSE-B5-11S	P24

## DOWNHILL SUPER BOOST

XD641SB/A-20	P26
XDH42SB/A-A6ABG	P26
D951SB-SL-B20	P26
DH61SB-HL	P26
DH82SB-S4S-11S	P26

## FAT BIKE

D201SB-15	P28
D502SB-S4S-X12	P28
D101SB-15	P28
D402SB-S4S-X12	P28
D101DSE	P29
D102TSE	P29
D103DSE	P29
D104TSE	P29



## DIRT JUMP

XD641SB-15	P32
XD262SB-A6A	P32
D252SBT	P32
D252SB-BO-AA	P32
AH41SB	P33
D256SBT	P33
D236DSE	P33
D266DSE	P33

## BMX

F176SBT	P36
FO46SBT	P36
2155SBT	P36
2156SBT	P36
A075SBT	P36
A076SBT	P36
2155SE	P37
2156SE	P37
F036-14	P37
A075	P38
A076	P38
S01E	P38
S01F	P38

## TRACK BIKE

A265SBT	P40
A266SBT	P40
A565SBT	P40
A566SBT	P40
A565DSE	P40
A566DSE	P40

## CITY BIKE

301	P42
511	P42
431	P42
432	P42
F364TSE-135	P43
756DSE	P43
823A	P43
751DSE	P43
752DSE	P43
753DSE	P44
754DSE	P44
436/436DT	P44
433	P44
434	P44

## FOLDING BIKE

D083SB	P46
A551SB	P46
A215SB	P46
A011SB-BO	P46
F316SBT	P46
A215	P46

## QUICK RELEASES

QR270	P48
QR274	P48
QR211	P48
QR249	P48
QR227	P48
QR216	P48
QR215	P48
TA12	P48
TA15	P48
QR264	P48
QR269	P48
QR278	P48



# TECHNO



## TSE

2 PAWLS WITH 15T LOOSE BALL CASSETTE BODY



## TA-TSE

2 PAWLS WITH 15T LOOSE BALL THROUGH AXLE CASSETTE BODY



## TSBT

2 PAWLS WITH 15T SEALED BEARING CASSETTE BODY



## TA-TSB

2 PAWLS WITH 15T SEALED BEARING THROUGH AXLE CASSETTE BODY



## F333

3 PAWLS WITH 33T LOOSE BALL CASSETTE BODY



## A327

3 PAWLS WITH 27T 2 SEALED BEARINGS OD12 CASSETTE BODY



## B427

4 PAWLS WITH 27T 2 SEALED BEARINGS OD15 CASSETTE BODY



## B2-427

4 PAWLS WITH 27T 2 SEALED BEARINGS OD15 LIGHT WEIGHT CASSETTE BODY



## E440

4 PAWLS WITH 40T 2 SEALED BEARINGS OD17 CASSETTE BODY



## R642

6 PAWLS WITH 42T 2 SEALED BEARINGS OD17 CASSETTE BODY



# OLOLOGY



## SEALED BEARING

TOP QUALITY JAPANESE BEARING, ENSURING THE NOVATEC WHEELS ROLL FAST & FRICTION-FREE



## REPLACEABLE BEARING

DOUBLE & QUAD BEARING CONFIGURATIONS ARE REPLACEABLE SHOULD THEY WEAR OUT - NOT THAT WE EXPECT THAT TO HAPPEN



## UPGRADED

PRODUCT WAS UPGRADED FROM PREVIOUS VERSION



## A.B.G.

ANTI BITE GUARD IS A REINFORCED STEEL RIB INTEGRATED INTO AN ALLOY CASSETTE BODY SPLINES TO MITIGATE DAMAGE



## LRD

FOR BMX SPECIALLY DESIGNED RATCHET RING ALLOWS INTERCHANGE BETWEEN RIGHT AND LEFT SIDE DRIVE



## E1248

12 PAWLS WITH 48T 2 SEALED BEARINGS OD15 CASSETTE BODY



## 2IN1

TWO IN ONE SYSTEM ALLOWS FOR EASIER INTERCHANGE BETWEEN FREEWHEEL AND DRIVE UNIT



## 3IN1

THREE IN ONE SYSTEM, ALLOWING CONVERSION BETWEEN STANDARD QR, 9, 12 15



## 4IN1

FOUR IN ONE SYSTEM, ALLOWING CONVERSION BETWEEN STANDARD QR, 9, 15 & 20 FRONT AXLES, QR, 10, 12 & X12 REAR AXLES



## EASY 3IN1

FOR ROAD EASY 3IN1 HUB SYSTEM CONTAINS ALL PARTS NECESSARY TO INTERFACE WITH SHIMANO OR CAMPY



# ROAD



S

SL

SP

**PRO<sup>+</sup>**

AS61CB  
FS62CB-11S

**PRO**

A291SB-SL  
F482SB-SL-11S

AS511SB  
FS522SB-11S

**TEAM**

A171SB  
F172SB-11S

**ELITE**

A361SBT  
F362TSBT-11S

**CLUB**

A171DSE  
F362TSE-11S  
A173DSE  
F364TSE





## SP-PRO<sup>+</sup>

### AS61CB

CARBON STRAIGHT PULL HUB  
WEIGHT 72G  
SEALED BEARING 2  
SPOKE HOLES 20  
GAUGE 14  
O.L.D 100  
AXLE 9  
AXLE MATERIAL ALLOY  
P.C.D 31.5  
F.T.F 80.4



## SP-PRO<sup>+</sup>

### FS62CB-11S

CARBON STRAIGHT PULL HUB  
WEIGHT 215G  
SEALED BEARING 4  
SPOKE HOLES 24  
GAUGE 14  
O.L.D 130  
AXLE 10  
AXLE MATERIAL ALLOY  
P.C.D 34/47  
F.T.F 67.8  
OFFSET 24H:12.7  
PAWLS 4  
XDR AND CAMPY 12S  
FREEHUB BODY COMPATIBLE



## SP-PRO

### AS511SB

ALLOY STRAIGHT PULL HUB  
WEIGHT 77G  
SEALED BEARING 2  
SPOKE HOLES 20  
GAUGE 14  
O.L.D 100  
AXLE 9  
AXLE MATERIAL ALLOY  
P.C.D 31.5  
F.T.F 80.4



## SP-PRO

### FS522SB-11S

ALLOY STRAIGHT PULL HUB  
WEIGHT 219G  
SEALED BEARING 4  
SPOKE HOLES 24  
GAUGE 14  
O.L.D 130  
AXLE 10  
AXLE MATERIAL ALLOY  
P.C.D 34/47  
F.T.F 67.8  
OFFSET 24H:12.12  
PAWLS 4  
XDR AND CAMPY 12S  
FREEHUB BODY COMPATIBLE







## SL-PRO

### A291SB-SL

ALLOY J-HOOK HUB  
 WEIGHT 60G  
 SEALED BEARING 2  
 SPOKE HOLES 20 24 28 32  
 GAUGE 14/15  
 O.L.D 100  
 AXLE 9  
 AXLE MATERIAL ALLOY  
 P.C.D 30  
 F.T.F 68.7



## S-TEAM

### A171SB

ALLOY J-HOOK HUB  
 WEIGHT 113G  
 SEALED BEARING 2  
 SPOKE HOLES 20 24 28  
 GAUGE 14  
 O.L.D 100  
 AXLE 9  
 AXLE MATERIAL ALLOY  
 P.C.D 38  
 F.T.F 65.6



## S-ELITE

### A361SBT

ALLOY J-HOOK HUB  
 WEIGHT 163G  
 SEALED BEARING 2  
 SPOKE HOLES 20 24 28 32 36  
 GAUGE 14  
 O.L.D 100  
 AXLE 9  
 AXLE MATERIAL CRMO  
 P.C.D 38  
 F.T.F 72



## SL-PRO

### F482SB-SL-11S

ALLOY J-HOOK HUB  
 WEIGHT 228G  
 SEALED BEARING 4  
 SPOKE HOLES 20 24 28 32  
 GAUGE 14  
 O.L.D 130  
 AXLE 10  
 AXLE MATERIAL ALLOY  
 P.C.D 41/49  
 F.T.F 56.6  
 OFFSET 102  
 PAWLS 4  
 XDR AND CAMPY 12S  
 FREEHUB BODY COMPATIBLE



## S-TEAM

### F172SB-11S

ALLOY J-HOOK HUB  
 WEIGHT 272G  
 SEALED BEARING 4  
 SPOKE HOLES 20 24  
 GAUGE 14  
 O.L.D 130  
 AXLE 10  
 AXLE MATERIAL ALLOY  
 P.C.D 49  
 F.T.F 50.6  
 OFFSET 130:9.85  
 135:7.65  
 PAWLS 3  
 XDR AND CAMPY 12S  
 FREEHUB BODY COMPATIBLE



## S-ELITE

### F362TSBT-11S

ALLOY J-HOOK HUB  
 WEIGHT 402G  
 SEALED BEARING 2  
 SPOKE HOLES 20 24 28 32 36  
 GAUGE 14  
 O.L.D 130、135  
 AXLE 10  
 AXLE MATERIAL CRMO  
 P.C.D 45  
 F.T.F 50.4  
 OFFSET 6.25  
 PAWLS 2+15T







TIME TO GO RIDE!



## S-CLUB

### A171DSE

ALLOY J-HOOK HUB  
 WEIGHT 151G  
 SPOKE HOLES 20 24 28 32 36  
 GAUGE 14  
 O.L.D 100  
 AXLE 9  
 AXLE MATERIAL CRMO  
 P.C.D 38  
 F.T.F 65.6



## S-CLUB

### A173DSE

ALLOY J-HOOK HUB  
 WEIGHT 194G  
 SPOKE HOLES 20 24 28 32  
 GAUGE 14  
 O.L.D 100  
 AXLE 3/8X140、145  
 AXLE MATERIAL CRMO  
 P.C.D 38  
 F.T.F 72



## S-CLUB

### F362TSE-11S

ALLOY J-HOOK HUB  
 WEIGHT 408G  
 SPOKE HOLES 24 28 32 36  
 GAUGE 14  
 O.L.D 130、135  
 AXLE 10  
 AXLE MATERIAL CRMO  
 P.C.D 45  
 F.T.F 50.8  
 OFFSET 130:9.74  
           135:4.6  
 PAWLS 2+15T



## S-CLUB

### F364TSE

ALLOY J-HOOK HUB  
 WEIGHT 447G  
 SPOKE HOLES 24 28 32 36  
 GAUGE 14  
 O.L.D 130、135  
 AXLE 10X175、180、185  
 AXLE MATERIAL CRMO  
 P.C.D 45  
 F.T.F 50.4  
 OFFSET 4.29  
 PAWLS 2+15T





# GRAVEL ROAD DISC

S

SL

SP

PRO<sup>+</sup>

D41 1CB-CL-B12  
D41 2CB-CL-B12-11S  
D41 1CB-12  
D41 2CB-X12-11S

PRO

D41 1SB-12  
D41 2SB-X12-11S

TEAM

D791SB-B12  
D792SB-B12-S4S-11S  
D791SB-12  
D792SB-X12-A4A-11S

ELITE

D981SB-12  
D982TSB-X12-11S

CLUB

D981-12  
D982TSE-X12-11S







## SP-PRO+

### D411CB-CL-B12

CARBON STRAIGHT PULL DISC HUB  
 WEIGHT 87G  
 SEALED BEARING 2  
 SPOKE HOLES 24  
 GAUGE 14  
 O.L.D 110  
 AXLE 12  
 AXLE MATERIAL ALLOY  
 P.C.D 37  
 F.T.F 51.3  
 OFFSET 2.8



## SP-PRO+

### D412CB-CL-B12-11S

CARBON STRAIGHT PULL DISC HUB  
 WEIGHT 233G  
 SEALED BEARING 4  
 SPOKE HOLES 24  
 GAUGE 14  
 O.L.D 148  
 AXLE 12  
 AXLE MATERIAL ALLOY  
 P.C.D 34/47  
 F.T.F 65.2  
 OFFSET 6.65  
 PAWLS 4  
 XDR AND CAMPY 12S  
 FREEHUB BODY COMPATIBLE



## SL-TEAM

### D791SB-B12

ALLOY J-HOOK HUB  
 WEIGHT 211G  
 SEALED BEARING 2  
 SPOKE HOLES 24 28 32 36  
 GAUGE 14  
 O.L.D 110  
 AXLE 12  
 AXLE MATERIAL ALLOY  
 P.C.D 58/45  
 F.T.F 56.4  
 OFFSET 7.2  
 CENTER LOCK:D791SB-CL-B12



## SL-TEAM

### D792SB-B12-S4S-11S

ALLOY J-HOOK HUB  
 WEIGHT 407G  
 SEALED BEARING 4  
 SPOKE HOLES 28 32 36  
 GAUGE 14  
 O.L.D 148  
 AXLE 12  
 AXLE MATERIAL CROM  
 P.C.D 58/49  
 F.T.F 63.1  
 OFFSET 7.8  
 PAWLS 4  
 CENTER LOCK:  
 D792SB-CL-B12-S4S-11S  
 XDR AND CAMPY 12S  
 FREEHUB BODY COMPATIBLE







## SP-PRO+

### D411CB-12

CARBON STRAIGHT PULL DISC HUB  
 WEIGHT 83G  
 SEALED BEARING 2  
 SPOKE HOLES 24  
 GAUGE 14  
 O.L.D 100  
 AXLE 12  
 AXLE MATERIAL ALLOY  
 P.C.D 34  
 F.T.F 63.5  
 OFFSET 3.25  
 CENTER LOCK:D411CB-CL-12



## SP-PRO

### D411SB-12

ALLOY STRAIGHT PULL DISC HUB  
 WEIGHT 85G  
 SEALED BEARING 2  
 SPOKE HOLES 24  
 GAUGE 14  
 O.L.D 100  
 AXLE 12  
 AXLE MATERIAL ALLOY  
 P.C.D 34  
 F.T.F 63.5  
 OFFSET 3.25  
 CENTER LOCK:D411SB-CL-12



## SL-TEAM

### D791SB-12

ALLOY J-HOOK HUB  
 WEIGHT 171G  
 SEALED BEARING 2  
 SPOKE HOLES 20 24 28 32 36  
 GAUGE 14  
 O.L.D 100  
 AXLE 12  
 AXLE MATERIAL ALLOY  
 P.C.D 58/45  
 F.T.F 62  
 OFFSET 7.7  
 CENTER LOCK:D791SB-CL-12



## SP-PRO+

### D412CB-X12-11S

CARBON STRAIGHT PULL DISC HUB  
 WEIGHT 230G  
 SEALED BEARING 4  
 SPOKE HOLES 24  
 GAUGE 14  
 O.L.D 142  
 AXLE 12  
 AXLE MATERIAL ALLOY  
 P.C.D 34/74  
 F.T.F 60.8  
 OFFSET 6.65  
 PAWLS 4  
 CENTER LOCK:  
 D412CB-CL-X12-11S  
 XDR AND CAMPY 12S  
 FREEHUB BODY COMPATIBLE



## SP-PRO

### D412SB-X12-11S

ALLOY STRAIGHT PULL DISC HUB  
 WEIGHT 238G  
 SEALED BEARING 4  
 SPOKE HOLES 24  
 GAUGE 14  
 O.L.D 142  
 AXLE 12  
 AXLE MATERIAL ALLOY  
 P.C.D 34/47  
 F.T.F 60.8  
 OFFSET 6.65  
 PAWLS 4  
 CENTER LOCK:  
 D412SB-CL-X12-11S  
 XDR AND CAMPY 12S  
 FREEHUB BODY COMPATIBLE



## SL-TEAM

### D792SB-X12-A4A-11S

ALLOY J-HOOK HUB  
 WEIGHT 290G  
 SEALED BEARING 4  
 SPOKE HOLES 24 28 32 36  
 GAUGE 14  
 O.L.D 142  
 AXLE 12  
 AXLE MATERIAL ALLOY  
 P.C.D 58/49  
 F.T.F 56.4  
 OFFSET 7.4  
 PAWLS 4  
 CENTER LOCK:  
 D792SB-CL-X12-11S  
 XDR AND CAMPY 12S  
 FREEHUB BODY COMPATIBLE







## S-ELITE

### D981SB-12

ALLOY J-HOOK DISC HUB  
 WEIGHT 205G  
 SEALED BEARING 2  
 SPOKE HOLES 24 28 32 36  
 GAUGE 14  
 O.L.D 100  
 AXLE 12  
 AXLE MATERIAL CRMO  
 P.C.D 58/45  
 F.T.F 55  
 OFFSET 7.7  
 CENTER LOCK:D981SB-CL-12



## S-CLUB

### D981-12

ALLOY J-HOOK DISC HUB  
 WEIGHT 218G  
 SPOKE HOLES 24 28 32 36  
 GAUGE 14  
 O.L.D 100  
 AXLE 12  
 AXLE MATERIAL CRMO  
 P.C.D 58/45  
 F.T.F 55  
 OFFSET 7.7  
 CENTER LOCK:D981-CL-12



## S-ELITE

### D982TSB-X12-11S

ALLOY J-HOOK DISC HUB  
 WEIGHT 384G  
 SPOKE HOLES 28 32 36  
 GAUGE 14  
 O.L.D 142  
 AXLE 12  
 AXLE MATERIAL CRMO  
 P.C.D 58/49  
 F.T.F 57  
 OFFSET 7.2  
 PAWLS 2+15T  
 CENTER LOCK:D982TSB-CL-X12



## S-CLUB

### D982TSE-X12-11S

ALLOY J-HOOK DISC HUB  
 WEIGHT 411G  
 SPOKE HOLES 28 32 36  
 GAUGE 14  
 O.L.D 142  
 AXLE 12  
 AXLE MATERIAL CRMO  
 P.C.D 58/49  
 F.T.F 50  
 OFFSET 7.2  
 PAWLS 2+15T  
 CENTER  
 LOCK:D982TSE-CL-X12-11S



TIME TO GO RIDE!



# MTB STANDARD QR



---

**S**

**SL**

**SP**

---

**PRO<sup>+</sup>**

---

**PRO**

---

<b>TEAM</b>	D041SB D042SB-SS-11S	D791SB-QR D792SB-QR-S4S-11S
-------------	-------------------------	--------------------------------

---

<b>ELITE</b>	D761SBT D762TSBT-11S D043SBT D242SBT	D481SBT D482TSBT-11S
--------------	---	-------------------------

---

<b>CLUB</b>	D761DSE D762TSE-11S D244DSE D144TSE	D043DSE D242DSE D761DSE-SL D762TSE-SL-11S
-------------	--	--

---





## SL-TEAM

### D791SB-QR

ALLOY J-HOOK HUB  
 WEIGHT 197G  
 SEALED BEARING 2  
 SPOKE HOLES 20 24 28 32 36  
 GAUGE 14  
 O.L.D 100  
 AXLE 9  
 AXLE MATERIAL ALLOY  
 P.C.D 58/49  
 F.T.F 50.9  
 OFFSET 7.7  
 CENTER LOCK: D791SB-CL-QR



## S-TEAM

### D041SB

ALLOY J-HOOK HUB  
 WEIGHT 217G  
 SEALED BEARING 2  
 SPOKE HOLES 28 32 36 40  
 GAUGE 14  
 O.L.D 100  
 AXLE 9  
 AXLE MATERIAL ALLOY  
 P.C.D 58  
 F.T.F 62  
 OFFSET 7.2



## SL-ELITE

### D481SBT

ALLOY J-HOOK HUB  
 WEIGHT 287G  
 SEALED BEARING 2  
 SPOKE HOLES 28 32 36  
 GAUGE 14  
 O.L.D 100  
 AXLE 9  
 AXLE MATERIAL CRMO  
 P.C.D 58  
 F.T.F 62  
 OFFSET 7.2



## SL-TEAM

### D792SB-QR-S4S-11S

ALLOY J-HOOK HUB  
 WEIGHT 487G  
 SEALED BEARING 4  
 SPOKE HOLES 24 28 32 36  
 GAUGE 14  
 O.L.D 135  
 AXLE 10  
 AXLE MATERIAL CRMO  
 P.C.D 58  
 F.T.F 50.9  
 OFFSET 7.4  
 PAWLS 4  
 CENTER LOCK:  
 D792SB-CL-QR-S4S-11S  
 XD DRIVER COMPATIBLE



## S-TEAM

### D042SB-SS-11S

ALLOY J-HOOK HUB  
 WEIGHT 489G  
 SEALED BEARING 4  
 SPOKE HOLES 24 28 32 36 40  
 GAUGE 14  
 O.L.D 135 \ 145  
 AXLE 10  
 AXLE MATERIAL CRMO  
 P.C.D 58  
 F.T.F 59.3  
 OFFSET 7.45  
 PAWLS 3  
 MADE IN TW  
 D032SB-SS-11S



## SL-ELITE

### D482TSBT-11S

ALLOY J-HOOK HUB  
 WEIGHT 476G  
 SEALED BEARING 2  
 SPOKE HOLES 28 32 36  
 GAUGE 14  
 O.L.D 135  
 AXLE 10  
 AXLE MATERIAL CRMO  
 P.C.D 58  
 F.T.F 57.7  
 OFFSET 7.3  
 PAWLS 2+15T







## S-ELITE

### D761SBT

ALLOY J-HOOK DISC HUB  
 WEIGHT 257G  
 SEALED BEARING 2  
 SPOKE HOLES 24 28 32 36  
 GAUGE 14  
 O.L.D 100  
 AXLE 9  
 AXLE MATERIAL CRMO  
 P.C.D 58  
 F.T.F 62  
 OFFSET 7.3



## S-ELITE

### D043SBT

ALLOY J-HOOK DISC HUB  
 WEIGHT 323G  
 SEALED BEARING 2  
 SPOKE HOLES 32 36  
 GAUGE 14  
 O.L.D 100  
 AXLE 3/8X140、145、150  
 AXLE MATERIAL CRMO  
 P.C.D 58  
 F.T.F 62  
 OFFSET 7.2



## SL-CLUB

### D761DSE-SL

ALLOY J-HOOK HUB  
 WEIGHT 238G  
 SPOKE HOLES 24 28 32 36  
 GAUGE 14  
 O.L.D 100  
 AXLE 9  
 AXLE MATERIAL CRMO  
 P.C.D 58  
 F.T.F 62  
 OFFSET 7.3



## S-ELITE

### D762TSBT-11S

ALLOY J-HOOK DISC HUB  
 WEIGHT 470G  
 SEALED BEARING 2  
 SPOKE HOLES 24 28 32 36  
 GAUGE 14  
 O.L.D 135  
 AXLE 10  
 AXLE MATERIAL CRMO  
 P.C.D 58  
 F.T.F 57.1  
 OFFSET 7.3  
 PAWLS 2+15T



## S-ELITE

### D242SBT

ALLOY J-HOOK DISC HUB  
 WEIGHT 321G  
 SEALED BEARING 2  
 SPOKE HOLES 32  
 GAUGE 14  
 O.L.D 135  
 AXLE 10  
 AXLE MATERIAL CRMO  
 P.C.D 58  
 F.T.F 58



## SL-CLUB

### D762TSE-SL-11S

ALLOY J-HOOK HUB  
 WEIGHT 448G  
 SPOKE HOLES 24 28 32 36  
 GAUGE 14  
 O.L.D 135  
 AXLE 10  
 AXLE MATERIAL CRMO  
 P.C.D 58  
 F.T.F 57.1  
 OFFSET 7.3  
 PAWLS 2+15T





## S-CLUB

### D761DSE

ALLOY J-HOOK HUB  
 WEIGHT 240G  
 SPOKE HOLES 24 28 32 36  
 GAUGE 14  
 O.L.D 100  
 AXLE 9  
 AXLE MATERIAL CRMO  
 P.C.D 58  
 F.T.F 62  
 OFFSET 7.3  
 CENTER LOCK:D761DSE-CL



## S-CLUB

### D244DSE

ALLOY J-HOOK DISC HUB  
 WEIGHT 387G  
 SPOKE HOLES 32 36  
 GAUGE 14  
 O.L.D 135  
 AXLE 3/8X165、180、185  
 AXLE M10X180  
 AXLE MATERIAL CRMO  
 P.C.D 58  
 F.T.F 58  
 OFFSET 6.9



## S-CLUB

### D043DSE

ALLOY J-HOOK DISC HUB  
 WEIGHT 313G  
 SPOKE HOLES 32 36  
 GAUGE 14  
 O.L.D 100  
 AXLE 3/8X138、140、145、150、170  
 AXLE MATERIAL CRMO  
 P.C.D 58  
 F.T.F 62  
 OFFSET 7.2



## S-CLUB

### D762TSE-11S

ALLOY J-HOOK HUB  
 WEIGHT 460G  
 SPOKE HOLES 24 28 32 36  
 GAUGE 14  
 O.L.D 135  
 AXLE 10  
 AXLE MATERIAL CRMO  
 P.C.D 58  
 F.T.F 57.1  
 OFFSET 7.3  
 PAWLS 2+15T  
 CENTER LOCK:D762TSE-CL-11S  
 FREEWHEEL TYPE: D242DSE



## S-CLUB

### D144TSE

ALLOY J-HOOK DISC HUB  
 WEIGHT 552G  
 SPOKE HOLES 32 36  
 GAUGE 14  
 O.L.D 135  
 AXLE M10X185  
 AXLE MATERIAL CRMO  
 P.C.D 58  
 F.T.F 59  
 OFFSET 6.5  
 PAWLS 2+15T





# E-MTB BOOST



S

SL

SP

**PRO<sup>+</sup>**

XDS641SB/A-B15  
XDS642SB/A-B12-A6ABG

**PRO**

XD641SB-B15  
D932SB-B12-S66S-11S

**TEAM**

D791SB-B15  
D902SB-B12-11S

**ELITE**

D471SBT-B5  
D472TSBT-B5-11S

D951SB-B15  
D162SB-SL-B12-S3S-11S

**CLUB**

DO41-B15  
D952TSE-B12-11S  
DO41DSE-B5  
D142TSE-B5-11S





## SP-PRO<sup>+</sup>

### XDS641SB/A-B15

ALLOY STRAIGHT PULL DISC HUB  
 WEIGHT 170G  
 SEALED BEARING 2  
 SPOKE HOLES 28  
 GAUGE 14  
 O.L.D 110  
 AXLE 15  
 AXLE MATERIAL ALLOY  
 P.C.D 37  
 F.T.F 77.5  
 OFFSET 6.5  
 15X100:XDS641SB/A-15



## SL-PRO

### XD641SB-B15

ALLOY J-HOOK DISC HUB  
 WEIGHT 196G  
 SEALED BEARING 2  
 SPOKE HOLES 32  
 GAUGE 14  
 O.L.D 110  
 AXLE 15  
 AXLE MATERIAL ALLOY  
 P.C.D 58  
 F.T.F 69.5  
 OFFSET 5.9  
 15X100:XD641SB-15



## SL-TEAM

### D791SB-B15

ALLOY J-HOOK HUB  
 WEIGHT 170G  
 SEALED BEARING 2  
 SPOKE HOLES 24 28 32 36  
 GAUGE 14  
 O.L.D 110  
 AXLE 15  
 AXLE MATERIAL ALLOY  
 P.C.D 58/45  
 F.T.F 71.2  
 OFFSET 7.2  
 CENTER LOCK:D791SB-CL-B15  
 15X100:D791SB-15



## SP-PRO<sup>+</sup>

### XDS642SB/A-B12-A6ABG

ALLOY STRAIGHT PULL DISC HUB  
 WEIGHT 318G  
 SEALED BEARING 4  
 SPOKE HOLES 28  
 GAUGE 14  
 O.L.D 148  
 AXLE 12  
 AXLE MATERIAL ALLOY  
 P.C.D 45.5/59  
 F.T.F 68.3  
 OFFSET 7.9  
 PAWLS 6  
 X12:XDS642SB/A-X12-A6ABG  
 XD DRIVER COMPATIBLE



## SL-PRO

### D932SB-B12-S66S-11S

ALLOY J-HOOK DISC HUB  
 WEIGHT 548G  
 SEALED BEARING 4  
 SPOKE HOLES 32 36  
 GAUGE 14  
 O.L.D 148  
 AXLE 12  
 AXLE MATERIAL CRMO  
 P.C.D 62  
 F.T.F 61.6  
 OFFSET 7.7  
 PAWLS 12  
 XD DRIVER COMPATIBLE



## SL-TEAM

### D902SB-B12-11S

ALLOY J-HOOK HUB  
 WEIGHT 370G  
 SEALED BEARING 4  
 SPOKE HOLES 32 36  
 GAUGE 13 14  
 O.L.D 148  
 AXLE 12  
 AXLE MATERIAL ALLOY \ CRMO  
 P.C.D 62  
 F.T.F 62.1  
 OFFSET 7.6  
 PAWLS 4  
 XD DRIVER COMPATIBLE  
 MICRO SPLINE COMPATIBLE







## SL-ELITE

### D951SB-B15

ALLOY J-HOOK DISC HUB

WEIGHT 195G

SEALED BEARING 2

SPOKE HOLES 28 32 36

GAUGE 13/14

O.L.D 110

AXLE 15

AXLE MATERIAL CRMO

P.C.D 58/49

F.T.F. 64.5

OFFSET 7.5

CENTER LOCK:D951SB-CL-B15

15X100:D951SB-15



## S-ELITE

### D471SBT-B5

ALLOY J-HOOK HUB

WEIGHT 338G

SEALED BEARING 2

SPOKE HOLES 28 32 36

GAUGE 14

O.L.D 110

AXLE 9

AXLE MATERIAL CRMO

P.C.D 58

F.T.F 72

OFFSET 7.2



## SL-ELITE

### D162SB-SL-B12-S3S-MS

ALLOY J-HOOK DISC HUB

WEIGHT 462G

SEALED BEARING 2

SPOKE HOLES 28 32 36

GAUGE 13 14

O.L.D 148

AXLE 12

AXLE MATERIAL CRMO

P.C.D 58/49

F.T.F 64.5

OFFSET 7.5

PAWLS 3

CENTER LOCK:D162SB-CL-B12-11S

X12:D162SB-SL-X12-S3S-11S

XD DRIVER COMPATIBLE

MICRO SPLINE COMPATIBLE



## S-ELITE

### D472TSBT-B5-11S

ALLOY J-HOOK HUB

WEIGHT 560G

SPOKE HOLES 28 32 36

GAUGE 14

O.L.D 141

AXLE 10

AXLE MATERIAL CRMO

P.C.D 58

F.T.F 63.4

OFFSET 7.35

PAWLS 2+15T





## S-CLUB

### D041-B15

ALLOY J-HOOK DISC HUB  
WEIGHT 278G  
SPOKE HOLES  
24 28 32/13G 36/13G  
GAUGE 13/14  
O.L.D 110  
AXLE 15  
AXLE MATERIAL ALLOY  
P.C.D 58  
F.T.F 72  
OFFSET 7.3



## S-CLUB

### D041DSE-B5

ALLOY J-HOOK HUB  
WEIGHT 266G  
SPOKE HOLES 32 36  
GAUGE 14  
O.L.D 110  
AXLE 9  
AXLE MATERIAL CRMO  
P.C.D 58  
F.T.F 72  
OFFSET 7.2



## S-CLUB

### D952TSE-B12-11S

ALLOY J-HOOK HUB  
WEIGHT 407G  
SPOKE HOLES 28 32 36  
GAUGE 14  
O.L.D 148  
AXLE 12  
AXLE MATERIAL CRMO  
P.C.D 58/49  
F.T.F 56.4  
OFFSET 7  
PAWLS 2+15T  
CENTER LOCK:  
D952TSE-CL-B12-11S  
X12:D952TSE-X12-11S



## S-CLUB

### D142TSE-B5-11S

ALLOY J-HOOK HUB  
WEIGHT 480G  
SPOKE HOLES 32 36  
GAUGE 14  
O.L.D 141  
AXLE 10  
AXLE MATERIAL CRMO  
P.C.D 58  
F.T.F 63.7  
OFFSET 7.7  
PAWLS 2+15T





# DOWNHILL SUPER BOOST



S

SL

SP

PRO<sup>+</sup>

XD641SB/A-20  
XDH42SB/A-A6ABG

PRO

D951SB-SL-B20

TEAM

DH61SB-HL  
DH82SB-S4S-11S

ELITE

CLUB



## SL-PRO+

### XD641SB/A-20

ALLOY J-HOOK DISC HUB  
 WEIGHT 192G  
 SEALED BEARING 2  
 SPOKE HOLES 28 32  
 GAUGE 14  
 O.L.D 110  
 AXLE 20  
 AXLE MATERIAL ALLOY  
 P.C.D 58  
 F.T.F 59.5  
 OFFSET 5.9



## SL-PRO+

### XDH42SB/A-A6ABG

ALLOY J-HOOK DISC HUB  
 WEIGHT 352G  
 SEALED BEARING 4  
 SPOKE HOLES 32  
 GAUGE 14  
 O.L.D 150/157  
 AXLE 12  
 AXLE MATERIAL ALLOY  
 P.C.D 62  
 F.T.F 72.9  
 OFFSET 6.8  
 PAWLS 6  
 XD DRIVER COMPATIBLE



## SL-PRO

### D951SB-SL-B20

ALLOY J-HOOK DISC HUB  
 WEIGHT 220G  
 SEALED BEARING 2  
 SPOKE HOLES 28 32  
 GAUGE 14  
 O.L.D 110  
 AXLE 20  
 AXLE MATERIAL ALLOY  
 P.C.D 58/49  
 F.T.F 64.5  
 OFFSET 7.5



## S-TEAM

### DH61SB-HL

ALLOY J-HOOK DISC HUB  
 WEIGHT 185G  
 SEALED BEARING 2  
 SPOKE HOLES 32 36  
 GAUGE 14  
 O.L.D 110  
 AXLE 20  
 AXLE MATERIAL ALLOY  
 P.C.D 58/45  
 F.T.F 60  
 OFFSET 6



## S-TEAM

### DH82SB-S4S-11S

ALLOY J-HOOK DISC HUB  
 WEIGHT 400G  
 SEALED BEARING 4  
 SPOKE HOLES 28 32  
 GAUGE 14  
 O.L.D 150/157  
 AXLE 12  
 AXLE MATERIAL CRMO  
 P.C.D 58/49  
 F.T.F 74.45  
 OFFSET 7  
 PAWLS 4  
 XD DRIVER COMPATIBLE





# FAT BIKE

---

S

SL

SP

---

PRO<sup>+</sup>

---

PRO

---

TEAM

D201SB-15  
D502SB-S4S-X12  
D101SB-15  
D402SB-S4S-X12

---

ELITE

---

CLUB

D101DSE  
D102TSE  
D103DSE  
D104TSE

---







## S-TEAM

### D201SB-15

ALLOY J-HOOK HUB  
 WEIGHT 350G  
 SEALED BEARING 2  
 SPOKE HOLES 32  
 GAUGE 14  
 O.L.D 150  
 AXLE MATERIAL ALLOY  
 P.C.D 58  
 F.T.F 71



## S-TEAM

### D101SB-15

ALLOY J-HOOK HUB  
 WEIGHT 196G  
 SEALED BEARING 2  
 SPOKE HOLES 32 36  
 GAUGE 14  
 O.L.D 135  
 AXLE MATERIAL ALLOY  
 P.C.D 58  
 F.T.F 72



## S-TEAM

### D502SB-S6S-X12

ALLOY J-HOOK HUB  
 WEIGHT  
 197L-11S 653G  
 197L-S11 639G  
 SEALED BEARING 6  
 SPOKE HOLES 32  
 GAUGE 14  
 O.L.D 197  
 AXLE 12  
 AXLE MATERIAL CRMO  
 P.C.D 62  
 F.T.F 94.6  
 OFFSET 20  
 PAWLS 6  
 XD DRIVER COMPATIBLE



## S-TEAM

### D402SB-S6S-X12

ALLOY J-HOOK HUB  
 WEIGHT  
 177L-11S 615G  
 177L-S11 601G  
 SEALED BEARING 6  
 SPOKE HOLES 32  
 GAUGE 14  
 O.L.D 177  
 AXLE 12  
 AXLE MATERIAL CRMO  
 P.C.D 62  
 F.T.F 74.6  
 OFFSET 20  
 PAWLS 6  
 XD DRIVER COMPATIBLE







## S-CLUB

### D101DSE

ALLOY J-HOOK HUB  
 WEIGHT 287G  
 SPOKE HOLES 32  
 GAUGE 13/14  
 O.L.D 135  
 AXLE 9  
 AXLE MATERIAL CRMO  
 P.C.D 58  
 F.T.F 79



## S-CLUB

### D103DSE

ALLOY J-HOOK HUB  
 WEIGHT 348G  
 SPOKE HOLES 32 36  
 GAUGE 14  
 O.L.D 135  
 AXLE 3/8X175、180  
 AXLE MATERIAL CRMO  
 P.C.D 58  
 F.T.F 79



## S-CLUB

### D102TSE

ALLOY J-HOOK HUB  
 WEIGHT 490G  
 SPOKE HOLES 32  
 GAUGE 14  
 O.L.D 190  
 AXLE 10  
 AXLE MATERIAL CRMO  
 P.C.D 58  
 F.T.F 78  
 OFFSET 20  
 PAWLS 2+15T



## S-CLUB

### D104TSE

ALLOY J-HOOK HUB  
 WEIGHT 609G  
 SPOKE HOLES 32 36  
 GAUGE 14  
 O.L.D 190  
 AXLE 3/8X240  
 AXLE M10X235  
 AXLE MATERIAL CRMO  
 P.C.D 58  
 F.T.F 98  
 OFFSET 20  
 PAWLS 2+15T









# DIRT JUMP



S

SL

SP

PRO<sup>+</sup>

PRO

D252SBT  
D252SB-B0-AA

XD641SB-15  
XD262SB-A6A

TEAM

AH41SB  
D256SBT

ELITE

CLUB

D236DSE  
D266DSE

McGAZZA



## SL-PRO

### XD641SB-15

ALLOY J-HOOK DISC HUB  
 WEIGHT 186G  
 SEALED BEARING 2  
 SPOKE HOLES 28 32  
 GAUGE 14  
 O.L.D 100  
 AXLE 15  
 AXLE MATERIAL ALLOY  
 P.C.D 58  
 F.T.F 59.5  
 OFFSET 5.9



## S-PRO

### D252SBT

ALLOY J-HOOK DISC HUB  
 WEIGHT 480G  
 SEALED BEARING 4  
 SPOKE HOLES 32  
 GAUGE 14  
 O.L.D 135  
 AXLE 10  
 AXLE MATERIAL CRMO  
 P.C.D 58  
 F.T.F 74.9  
 PAWLS 4



## SL-PRO

### XD262SB-A6A

ALLOY J-HOOK DISC HUB  
 WEIGHT 370G  
 SEALED BEARING 4  
 SPOKE HOLES 32  
 GAUGE 14  
 O.L.D 135/142  
 AXLE 10/12  
 AXLE MATERIAL ALLOY  
 P.C.D 62  
 F.T.F 72.9  
 OFFSET 0.7  
 PAWLS 6  
 9T-DRIVER UNIT COMPATIBLE



## S-PRO

### D252SB-BO-AA

ALLOY J-HOOK DISC HUB  
 WEIGHT 326G  
 SEALED BEARING 4  
 SPOKE HOLES 32  
 GAUGE 14  
 O.L.D 135  
 AXLE 10  
 AXLE MATERIAL ALLOY  
 P.C.D 58/49  
 F.T.F 74.9  
 OFFSET 5  
 PAWLS 4







## S-TEAM

### AH41SB

ALLOY J-HOOK DISC HUB  
 WEIGHT 138G  
 SEALED BEARING 2  
 SPOKE HOLES 32  
 GAUGE 14  
 O.L.D 100  
 AXLE 15  
 AXLE MATERIAL CRMO  
 P.C.D 45  
 F.T.F 72.4



## S-CLUB

### D236DSE

ALLOY J-HOOK DISC HUB  
 WEIGHT 530G  
 SPOKE HOLES 32 36  
 GAUGE 14  
 O.L.D 135  
 AXLE 3/8X175  
 AXLE M10X185  
 AXLE MATERIAL CRMO  
 P.C.D 58  
 F.T.F 71  
 PAWLS 3



## S-TEAM

### D256SBT

ALLOY J-HOOK DISC HUB  
 WEIGHT 560G  
 SEALED BEARING 4  
 SPOKE HOLES 32  
 GAUGE 14  
 O.L.D 135  
 AXLE M10X180、185  
 AXLE MATERIAL CRMO  
 P.C.D 58  
 F.T.F 75.5  
 PAWLS 4



## S-CLUB

### D266DSE

ALLOY J-HOOK DISC HUB  
 WEIGHT 368G  
 SPOKE HOLES 36  
 GAUGE 14  
 O.L.D 135  
 AXLE M10X175、185  
 AXLE MATERIAL CRMO  
 P.C.D 58  
 F.T.F 72  
 OFFSET 1.71





# BMX



S

SL

SP

PRO<sup>+</sup>

PRO

TEAM F176SBT

ELITE F046SBT A075SBT  
2155SBT A076SBT  
2156SBT

CLUB 2155SE A076  
2156SE S01E  
F036-14 S01F  
A075



## S-TEAM

### F176SBT

ALLOY J-HOOK HUB  
 WEIGHT 496G  
 SEALED BEARING 4  
 SPOKE HOLES 20 28 32 36  
 GAUGE 14  
 O.L.D 110  
 AXLE 3/8X160、165  
 AXLE MATERIAL CRMO  
 P.C.D 49  
 F.T.F 57  
 PAWLS 4



## S-ELITE

### F046SBT

ALLOY J-HOOK HUB  
 WEIGHT 557G  
 SEALED BEARING 1  
 SPOKE HOLES 36  
 GAUGE 14  
 O.L.D 110  
 AXLE M14X170  
 AXLE MATERIAL CRMO  
 P.C.D 58  
 F.T.F 58  
 PAWLS 3



## S-ELITE

### 2155SBT

ALLOY J-HOOK HUB  
 WEIGHT 257G  
 SPOKE HOLES 28 36  
 GAUGE 14  
 O.L.D 96/100  
 AXLE 3/8X140、150、160  
 AXLE MATERIAL CRMO  
 P.C.D 38  
 F.T.F 68



## S-ELITE

### 2156SBT

ALLOY J-HOOK HUB  
 WEIGHT 312G  
 SPOKE HOLES 36  
 GAUGE 14  
 O.L.D 110/112/114  
 AXLE 3/8X180  
 AXLE MATERIAL CRMO  
 P.C.D 43.5  
 F.T.F 60



## S-ELITE

### A075SBT

ALLOY J-HOOK HUB  
 WEIGHT 440G  
 SEALED BEARING 2  
 SPOKE HOLES 36  
 GAUGE 14  
 O.L.D 100  
 AXLE 3/8X155、170  
 AXLE MATERIAL CRMO  
 P.C.D 45  
 F.T.F 72



## S-ELITE

### A076SBT

ALLOY J-HOOK HUB  
 WEIGHT 459G  
 SEALED BEARING 2  
 SPOKE HOLES 36  
 GAUGE 14  
 O.L.D 110  
 AXLE 3/8X165、180  
 AXLE MATERIAL CRMO  
 P.C.D 45  
 F.T.F 58







## S-CLUB

### 2155SE

---

ALLOY J-HOOK HUB  
WEIGHT 220G  
SPOKE HOLES 24 28 36  
GAUGE 14  
O.L.D 100  
AXLE 3/8X140、150、160  
AXLE MATERIAL CRMO  
P.C.D 38  
F.T.F 67



## S-CLUB

### F036-14

---

ALLOY J-HOOK HUB  
WEIGHT 596G  
SPOKE HOLES 32 36 48  
GAUGE 14  
O.L.D 110/112  
AXLE 14X180、185  
AXLE MATERIAL CRMO  
P.C.D 58  
F.T.F 58  
PAWLS 3



## S-CLUB

### 2156SE

---

ALLOY J-HOOK HUB  
WEIGHT 250G  
SPOKE HOLES 24 28 36  
GAUGE 14  
O.L.D 114  
AXLE 3/8X155、160、170  
AXLE MATERIAL CRMO  
P.C.D 43.5  
F.T.F 60





## S-CLUB

### A075

ALLOY J-HOOK HUB  
WEIGHT 410G  
SPOKE HOLES 36 48  
GAUGE 14  
O.L.D 100  
AXLE 3/8X140  
AXLE M14X165  
AXLE MATERIAL CRMO  
P.C.D 45  
F.T.F 72



## S-CLUB

### S01E

STEEL J-HOOK HUB  
WEIGHT 344G  
SPOKE HOLES 36  
GAUGE 14  
O.L.D 100  
AXLE 3/8X165  
AXLE MATERIAL CRMO  
P.C.D 45  
F.T.F 54



## S-CLUB

### A076

ALLOY J-HOOK HUB  
WEIGHT  
3/8---298G  
M14---399G  
SPOKE HOLES 20 36 48  
GAUGE M14  
O.L.D 110  
AXLE 3/8X165、175  
AXLE M14X185  
AXLE MATERIAL CRMO  
P.C.D 45  
F.T.F 58



## S-CLUB

### S01F

STEEL J-HOOK HUB  
WEIGHT 496G  
SPOKE HOLES 36  
GAUGE 14  
O.L.D 110  
AXLE 3/8X175  
AXLE MATERIAL CRMO  
P.C.D 45  
F.T.F 57



# TRACK BIKE



S

SL

SP

PRO<sup>+</sup>

PRO

TEAM

A265SBT  
A266SBT

ELITE

A565SBT  
A566SBT

CLUB

A565DSE  
A566DSE



## S-TEAM

### A265SBT

STEEL J-HOOK HUB  
 WEIGHT 164G  
 SEALED BEARING 2  
 SPOKE HOLES 32 36  
 GAUGE 14  
 O.L.D 100  
 AXLE 9X140、145  
 AXLE MATERIAL CRMO  
 P.C.D 38  
 F.T.F 68



## S-ELITE

### A565SBT

ALLOY J-HOOK HUB  
 WEIGHT 214G  
 SEALED BEARING 2  
 SPOKE HOLES 28 32  
 GAUGE 14  
 O.L.D 100  
 AXLE M9X140、145、150、160  
 AXLE MATERIAL CRMO  
 P.C.D 62  
 F.T.F 70



## S-CLUB

### A565DSE

ALLOY J-HOOK HUB  
 WEIGHT 212G  
 SPOKE HOLES 32  
 GAUGE 14  
 O.L.D 100  
 AXLE 3/8X140、145、150  
 AXLE MATERIAL CRMO  
 P.C.D 62  
 F.T.F 70



## S-TEAM

### A266SBT

ALLOY J-HOOK HUB  
 WEIGHT 244G  
 SEALED BEARING 2  
 SPOKE HOLES 32 36  
 GAUGE 14  
 O.L.D 120  
 AXLE 10X165、170  
 AXLE MATERIAL CRMO  
 P.C.D 45  
 F.T.F 60



## S-ELITE

### A566SBT

ALLOY J-HOOK HUB  
 WEIGHT 280G  
 SEALED BEARING 2  
 SPOKE HOLES 28 32  
 GAUGE 14  
 O.L.D 120  
 AXLE M10X165、170  
 AXLE MATERIAL CRMO  
 P.C.D 62  
 F.T.F 60



## S-CLUB

### A566DSE

ALLOY J-HOOK HUB  
 WEIGHT 300G  
 SPOKE HOLES 32  
 GAUGE 14  
 O.L.D 120  
 AXLE 3/8X170、185  
 AXLE MATERIAL CRMO  
 P.C.D 62  
 F.T.F 60



# CITY BIKE



S

SL

SP

PRO<sup>+</sup>

PRO

TEAM

ELITE

CLUB

301	F364TSE-135	752DSE	433
511	756DSE	753DSE	434
431	823A	754DSE	
432	751DSE	436/436DT	



## S-CLUB

**301**

STEEL J-HOOK HUB

WEIGHT

55L 5/16...150G

71L 3/8...202G

SPOKE HOLES 16 20 28 36

GAUGE 14

O.L.D 93/100

AXLE 3/8X100、115、130、135、140、145

AXLE 5/16X105、115、120、135、145

AXLE MATERIAL CRMO

P.C.D 34

F.T.F 60/71



## S-CLUB

**511**

STEEL J-HOOK HUB

WEIGHT 459G

SPOKE HOLES 28 36

GAUGE 14

O.L.D 114

AXLE 3/8X180

AXLE MATERIAL CRMO

P.C.D 45

F.T.F 54.5

PAWLS 2



## S-CLUB

**431**

STEEL J-HOOK HUB

WEIGHT 188G

SPOKE HOLES 28 32 36

GAUGE 14

O.L.D 100

AXLE 9

AXLE MATERIAL CRMO

P.C.D 38

F.T.F 56/61.5/69



## S-CLUB

**432**

STEEL J-HOOK HUB

WEIGHT 332G

SPOKE HOLES 28 32 36

GAUGE 14

O.L.D 130/135

AXLE 10

AXLE MATERIAL CRMO

P.C.D 45

F.T.F 57





## S-CLUB

### F364TSE-135

ALLOY J-HOOK HUB  
 WEIGHT 447G  
 SPOKE HOLES 24 28 32 36  
 GAUGE 14  
 O.L.D 135  
 AXLE 10X175、180、185  
 AXLE MATERIAL CRMO  
 P.C.D 45  
 F.T.F 50.8  
 OFFSET 4.29  
 PAWLS 2+15T



## S-CLUB

### 756DSE

ALLOY J-HOOK HUB  
 WEIGHT 332G  
 SPOKE HOLES 36  
 GAUGE 14  
 O.L.D 110  
 AXLE 3/8X155、175  
 AXLE MATERIAL CRMO  
 P.C.D 45  
 F.T.F 57



## S-CLUB

### 751DSE

ALLOY J-HOOK HUB  
 WEIGHT 153G  
 SPOKE HOLES 20 28 32 36  
 GAUGE 13/14  
 O.L.D 100  
 AXLE 9  
 AXLE MATERIAL CRMO  
 P.C.D 38  
 F.T.F 72



## S-CLUB

### 823A

ALLOY J-HOOK HUB  
 WEIGHT 149G  
 SPOKE HOLES 20 36  
 GAUGE 14  
 O.L.D 93/100  
 AXLE 3/8X135、140、145、150  
 AXLE MATERIAL CRMO  
 P.C.D 34  
 F.T.F 64



## S-CLUB

### 752DSE

ALLOY J-HOOK HUB  
 WEIGHT 268G  
 SPOKE HOLES 28 32 36  
 GAUGE 13/14  
 O.L.D 130/135  
 AXLE 10  
 AXLE MATERIAL CRMO  
 P.C.D 45  
 F.T.F 57



## S-CLUB

### 753DSE

---

ALLOY J-HOOK HUB  
WEIGHT 196G  
SPOKE HOLES 28 32 36  
GAUGE 13/14  
O.L.D 100  
AXLE 3/8X140、145、150  
AXLE M9X140  
AXLE MATERIAL CRMO  
P.C.D 38  
F.T.F 72



## S-CLUB

### 433

---

STEEL J-HOOK HUB  
WEIGHT 200G  
SPOKE HOLES 28 32 36  
GAUGE 14  
O.L.D 94/100  
AXLE 3/8X135、140、145  
AXLE MATERIAL CRMO  
P.C.D 38



## S-CLUB

### 436/436DT

---

STEEL J-HOOK HUB  
WEIGHT 363G  
SPOKE HOLES 16 20 28 36  
GAUGE 14  
O.L.D 112/114  
AXLE 3/8X165、180、190、195、200  
AXLE MATERIAL CRMO  
P.C.D 45  
F.T.F 57



## S-CLUB

### 754DSE

---

ALLOY J-HOOK HUB  
WEIGHT 301G  
SPOKE HOLES 28 32 36  
GAUGE 13/14  
O.L.D 135  
AXLE 3/8X180、185  
AXLE MATERIAL CRMO  
P.C.D 45  
F.T.F 57



## S-CLUB

### 434

---

STEEL J-HOOK HUB  
WEIGHT 332G  
SPOKE HOLES 28 32 36  
GAUGE 14  
O.L.D 126/130  
AXLE 3/8X170、175、180、185、190  
AXLE MATERIAL CRMO  
P.C.D 45  
F.T.F 57  
OFFSET 6.5



# FOLDING BIKE



S

SL

SP

PRO<sup>+</sup>

PRO

TEAM

D083SB  
A551SB

ELITE

A215SB  
A011SB-B0  
F316SBT

CLUB

A215



## S-TEAM

### D083SB

ALLOY J-HOOK DISC HUB  
 WEIGHT 187G  
 SEALED BEARING 2  
 SPOKE HOLES 20 24 28 32  
 GAUGE 14  
 O.L.D 74  
 AXLE 9  
 AXLE MATERIAL CRMO  
 P.C.D 58  
 F.T.F 36.4



## S-TEAM

### A551SB

ALLOY J-HOOK DISC HUB  
 WEIGHT 70G  
 SEALED BEARING 2  
 SPOKE HOLES 20 24  
 GAUGE 14  
 O.L.D 74  
 AXLE 9  
 AXLE MATERIAL ALLOY  
 P.C.D 30  
 F.T.F 48.4



## S-ELITE

### A215SB

ALLOY J-HOOK HUB  
 WEIGHT 112G  
 SEALED BEARING 2  
 SPOKE HOLES 20 28  
 GAUGE 14  
 O.L.D 74  
 AXLE 9X74  
 AXLE MATERIAL CRMO  
 P.C.D 38  
 F.T.F 48



## S-ELITE

### A011SB-BO

ALLOY J-HOOK HUB  
 WEIGHT 100G  
 SEALED BEARING 2  
 SPOKE HOLES 12  
 GAUGE 14  
 O.L.D 74 82 92  
 AXLE 9  
 AXLE MATERIAL CRMO  
 P.C.D 30  
 F.T.F 42.7



## S-ELITE

### F316SBT

ALLOY J-HOOK HUB  
 WEIGHT 335G  
 SEALED BEARING 2  
 SPOKE HOLES 20 28  
 GAUGE 14  
 O.L.D 80  
 AXLE 3/8X118、135  
 AXLE MATERIAL CRMO  
 P.C.D 45  
 F.T.F 48  
 OFFSET 8  
 PAWLS 2



## S-CLUB

### A215

ALLOY J-HOOK HUB  
 WEIGHT 173G  
 SEALED BEARING 2  
 SPOKE HOLES 20 28  
 GAUGE 14  
 O.L.D 74  
 AXLE 3/8X115、120  
 AXLE MATERIAL CRMO  
 P.C.D 38  
 F.T.F 48





# QUICK RELEASES

MOLD	OLD	PITCH	B+-1	THREAD LENGTH	WITH NUT	SYSTEM
<b>ROAD (TA12)</b>	100	M12XP1.5	120	12		
		M12XP1.5	121.5	13.5		SHIMANO
		M12XP1.5	125	16		SRAM
		M15XP1.5	125	16		SRAM
	142	M12XP1.5	163.5	13.5		SHIMANO
<b>MTB (TA15) (TA12)</b>	100	M14XP1.5	145	16	✓	FOX
		M15XP1.5	150	20		SRAM
	142	M12XP1.5	165	18		SHIMANO
		M12XP1.0	166	20	✓	SYNTACE
						DTSWISS
		M12XP1.75	167	20		SRAM
		M12XP1.5	170	18	✓	SHIMANO
		M12XP1.5	172	18	✓	SHIMANO
		M12XP1.75	174	20		SRAM
	148	M12XP1.5	178	18	✓	SHIMANO
		M12XP1.75	180	20		SRAM
<b>FAT BIKE (TA15) (TA12)</b>	150	M15XP1.5	199	12		ROCKSHOX
	197	M12XP1.5	227	18	✓	SHIMANO
		M12XP1.75	229	20		SRAM

## STANDARD

**QR270**  
F 53 G R 58 G



## STANDARD

**QR274**  
F 52 G R 57 G



## M9/M10

**QR215**  
F 81 G R 111 G



## TA

**TA12**  
43 G



**STANDARD**

**QR211**

F 49 G R 54 G



**STANDARD**

**QR249**

F 40 G R 45 G



**STANDARD**

**QR227**

F 54 G R 58 G



**STANDARD**

**QR216**

F 31 G R 36 G



**TA**

**TA15**

56 G



**TA**

**QR264**

F 79 G R 93 G



**TA**

**QR269**

F 64 G R 76 G



**TA**

**QR278**

47 G





# TECHNOLOGY

## MULTI AXLE SYSTEM-FRONT



### MULTI AXLE SYSTEM QR / 09 / 12 / 15

FOUR IN ONE SYSTEM, ALLOWING CONVERSION BETWEEN QR, 09, 12 & 15 AXLES FOR FRONT HUBS. MOST VARIABLE SYSTEM FOR WIDE RANGE OF USING EASY INTERCHANGEABLE PARTS.



## MULTI AXLE SYSTEM-REAR



### MULTI AXLE SYSTEM QR, 10, 12 X12

FOUR IN ONE SYSTEM, ALLOWING CONVERSION IN BETWEEN QR, 10, 12 & X12 AXLES FOR REAR HUBS. MOST VARIABLE SYSTEM FOR WIDE RANGE OF USING EASY INTERCHANGEABLE PARTS.



## MULTI AXLE SYSTEM

ALLOWING CONVERSION BETWEEN STANDARD QR, 09, 12, 15

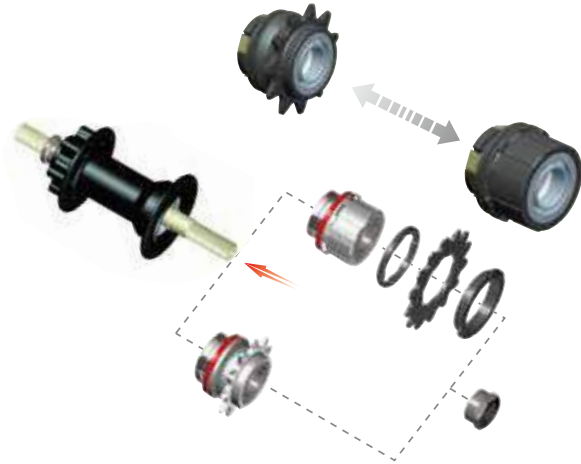


## 2 IN 1 SYSTEM



### TWO IN ONE SYSTEM FOR DIRT JUMP

TWO IN ONE SYSTEM ALLOWS FOR EASY INTERCHANGE BETWEEN FREEWHEEL AND DRIVE UNIT




## LEFT - RIGHT DRIVE



### ONE MODEL TWO SYSTEM FOR BMX

FLEXIBLE SYSTEM ALLOW YOU TO CHOOSE THE NUMBER OF TEETH EASY TO CHANGE IN BETWEEN CASSETTE & DRIVE UNIT THE SYSTEM IS APPLICABLE FOR ANY REAR BMX 4SB HUB




## LEFT - RIGHT DRIVE



### LEFT - RIGHT DRIVE FOR BMX

LEFT- RIGHT DRIVE SYSTEM WITH SPECIAL RATCHET RINGS ALLOW YOU TO CHANGE FROM RIGHT SIDE DRIVE TO LEFT SIDE DRIVE.

TW PATENT NO : M376441  
EU PATENT NO : NR202011004253.7



## COMPONENTS



SPROCKET SLS  
16T, 17T, 18T  
TW PATENT  
NO : M377343



LOCK RING AL



WATER  
RESISTANT



SEAL



SEALED  
BEARING



SIDE CAP



SPACER



RATCHET RING  
SCM415 18G



5 PAWLS FOR MTB + SPRING  
4 PAWLS FOR MTB + SPRING  
3 PAWLS FOR ROAD + SPRING



# TECHNOLOGY



## TSE/TA-TSE

2 PAWLS WITH 15T LOOSE BALL CASSETTE BODY



SMALL INNER Ø



WIDER INNER Ø



## TSBT/TA-TSB

2 PAWLS WITH 15T SEALED BEARING CASSETTE BODY



SMALL INNER Ø



WIDER INNER Ø



## F333

3 PAWLS WITH 33T LOOSE BALL CASSETTE BODY



## A327

3 PAWLS WITH 27T 2 SEALED BEARINGS OD12 CASSETTE BODY



## B427/B2-427

4 PAWLS WITH 27T 2 SEALED BEARINGS OD15 CASSETTE BODY



LIGHT WEIGHT



## E440

4 PAWLS WITH 40T 2 SEALED BEARINGS OD17 CASSETTE BODY





### R642

6 PAWLS WITH 42T 2 SEALED BEARINGS OD17 CASSETTE BODY



### A.B.G ANTI BITE GUARD

A REINFORCED STEEL RIB INTEGRATED INTO ALLOY CASSETTE BODY SPLINES TO MITIGATE DAMAGE FROM DRIVE FORCES  
TW PATENT NO. M382208  
JP PATENT NO. 3159796  
DE PATENT NO. 2020100001830.7  
CN PATENT NO. ZL201020115939.X  
USA PROCESS NO. 12/702.689



## ROAD



### EASY 3 IN 1 SYSTEM

HUB CONTAINS EVERY PARTS TO INTERCHANGE SHIM/SRAM/CAMPY  
CONVERSION BETWEEN:  
SHIMANO 8/9/10/11S  
SRAM XDR DRIVER  
CAMPAGNOLO 9/10/11/12S



SHIMANO / SRAM



SRAM XDR DRIVER



CAMPAGNOLO



# CASSETTE BODY SYSTEM

PART NUMBER	FREEHUB TYPE	HUB MODELS	MATERIALS	SYSTEM	NOTICE
P012-0048	A-327	F172SB-11S	ALLOY	SHIMANO-11S	BLACK
P012-0095				SRAM XDR	
P012-0066	B-427	F482SB-11S	ALLOY	SHIMANO-11S	W/1.5MM WASHER
		D792SB-11S			
P012-0042		D792SB-11S	STEEL	SRAM XDR	
P012-0010		F482SB-XDR	ALLOY		
		D792SB-XDR			
P012-0088		E-440	D902SB-B12-11S	ALLOY	
P012-0096	D902SB-B12-11S		STEEL		
P012-0091	D902SB-B12-S11			SRAM XD	
P012-0070	B2-427	F482SB-SL-11S	ALLOY	SHIMANO-11S	W/1.8MM WASHER
		FS522SB-11S			
		D412SB-11S			
P012-0039	F-333	D162SB-X12-11S	STEEL	SHIMANO-11S	12X142, W/1.5MM WASHER
P012-0005		D162SB-B12-11S			12X148, W/1.5MM WASHER
P012-0004		D162SB-B12-S11		SRAM XD	12X148
P012-0014		F2-333		D462SB-11S	STEEL
P012-0028	D462SB-S11		STEEL	SRAM XD	

PART NUMBER	FREEHUB TYPE	HUB MODELS	MATERIALS	SYSTEM	NOTICE
P012-0058	R-642	XD642SB-ABG	ALLOY	SHIMANO	6 PAWLS ENGAGEMENT
P012-0094		XD642SB-S11		SRAM XD	6 PAWLS ENGAGEMENT
992719	TSE	D762TSE	STEEL	SHIMANO	
		F362TSE			
		F364TSE			
		D144TSE			
993772		D762TSE-11S		SHIMANO 11S	
		F362TSE-11S			
		F364TSE-11S			
		D144TSE-11S			
993797	TA-TSE	D952TSE-B12	STEEL	SHIMANO 10S	
993837		D952TSE-B12-11S		SHIMANO 11S	
993210	TSBT	D762TSBT	STEEL	SHIMANO 10S	
993795		F362TSBT			
		D762TSBT-11S		SHIMANO 11S	
		F362TSBT-11S			
993823	TA-TSB	D952TSB-B12	STEEL	SHIMANO 10S	
993821		D982TSB-X12-11S		SHIMANO 11S	



# CREDIT

## PHOTOS

**TOMAS LEMOINE(COVER)** P32

**HRINKOW ADVARICS CYCLEANG TEAM** P02 P10 P12 P14 P16 P40

**LUKAS KNOPF** P04 P54 **PHOTO BY VISUALIZE\_PRODUCTIONS**

**SLAVIK HANNES** P06 P22 P36 P38 **PHOTO BY MARKUS SLAVIK PHOTOGRAPHY / TRÖSCH MARKUS**

**MAXIME PEYTHIEU** P08 P48

**DAN SHENG-SHAN CHIANG** P18 **PHOTO BY KASEY CARAMES / ROBERT LOWE**

**CARLO GAMBIRASIO** P24 P42 **PHOTO BY FEDERICO OTTONELLO / KLEVER BIKES**

**KELLYS FACTORY TEAM** P26

**ALEXANDER FORREST** P28 P30

**MAX FREDRIKSSON** P34

**PAUL COUDERC** P34 **PHOTO BY KIFKAT**

**SAN FRANCISCO CITY LIGHT VIEW** P46 **PHOTO BY FANG-CHI LIN**





2021

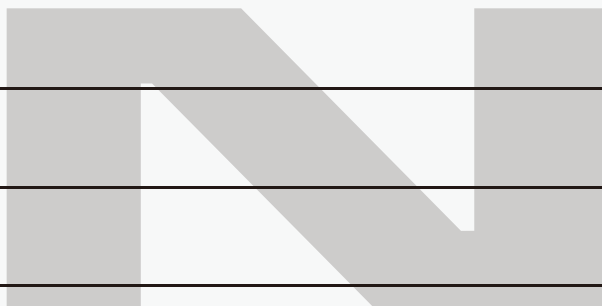
***FOLLOW US***



NOVATEC 



# MEMO







# AMERICA



GLOBE  
WEBSITE

## NOVATEC WHEELS US, INC.

1164 OLD 441 N. CLAYTON,  
GA. 30525  
U.S.A.  
CUSTOMERSERVICE@NOVATECUSA.NET  
T: +1 706 408 0139

# EUROPE



EU  
E-SHOP

## NOVATEC EU S.R.O

SADOVA 2719/3C  
905 01 SENICA  
SLOVAKIA  
INFO@NOVATECWHEEL.EU  
T: +421 948 72 96 99

# ASIA



ASIA  
E-SHOP

## NOVATEC TAIWAN (HQ)

NO. 508, CHANGPING RD.,  
DAYA DIST., TAICHUNG CITY  
TAIWAN 42850  
SERVICE@NOVATECWHEELS.COM  
T: +886 4 25687150

## NOVATECWHEELS SHENZHEN

NO 12 CHUANGYE ROAD  
THE 3RD INDUSTRIAL ZONE  
SHUITIAN VILLAGE, SHIYAN TOWN  
BAOAN, SHENZHEN  
CHINA 518108  
SZSALES@JOY-TECH.COM.TW  
T: +86 755 2968 4800

