



2021

HUBS

EXTREME HIGH PERFORMANCE





WE HAVE MORE THAN 45 YEARS' EXPERIENCE IN PRODUCING HUBS AND WHEELS. WE CHANGED OUR NAME TO JOY INDUSTRIAL CO., LTD. AND RELOCATED TO TAIWAN - FUNG YUNG IN 1981. WE THEN EXPANDED TO A LARGER FACTORY LOCATED IN TAIWAN - TA YA IN 1975. TO IMPROVE CUSTOMER SERVICE, WE ESTABLISHED ANOTHER 2 FACTORIES LOCATED IN SHEN ZHEN, KUN SHAN IN 1993 AND 1998 RESPDCTIVELY. IN 2006, EACH COMPANY BEGAN PRODUCTION OF WHEEL SETS TO BROADEN OUR ALREADY VAST PRODUCT OFFRING.

A group of cyclists in green and orange jerseys riding on a winding road. The road is paved and has a metal guardrail on the left. A speed limit sign for 60 is visible on the right. The background shows a wooded area with bare trees.

INTROD



NOVATEC IS A PREMIUM PRODUCT LINE MANUFACTURED BY JOY INDUSTRIAL CO. LTD. NOVATEC WAS ESTABLISHED IN 1989 WITH THE GOAL OF PRODUCING OUTSTANDING PERFORMANCE PRODUCTS FOR BICYCLES. SINCE ITS INCEPTION, NOVATEC HAS BEEN HERALDED AS A QUALITY SUPPLIER FOR TOP-TIER BICYCLE AND WHEEL BRANDS ALL OVER THE WORLD. NOVATEC IS DEDICATED TO THE IMPROVEMENT, DESIGN, MANUFACTURING, AND SUPPORT OF ITS PRODUCTS THROUGHOUT ALL CHANNELS OF BUSINESS, FROM OEM TO AFTERMARKET, BRANDED TO PRIVATE-LABEL, AND STANDARD TO CUSTOM. WE STAND BEHIND IT ALL. NOVATEC IS QUALITY, PERFORMANCE, AND RELIABILITY.



DUCTION

SYSTEM

WE WOULD LIKE TO INTRODUCE
THE WHOLE NEW SYSTEM.



PRO⁺ PREMIUM LEVEL SEALED BEARINGS PRODUCTS

PRO HIGH LEVEL SEALED BEARINGS PRODUCTS

TEAM MID LEVEL SEALED BEARINGS PRODUCTS

ELITE ENTRY LEVEL SEALED BEARINGS PRODUCTS

CLUB ENTRY LEVEL LOOSE BALL PRODUCTS

SP STRAIGHT PULL HUBS

SL SUPER LIGHT J-BEND HUBS

S STANDARD J-BEND HUBS

	S	SL	SP
PRO ⁺			Red
PRO		Orange	Orange
TEAM	Yellow	Yellow	
ELITE	Green	Green	
CLUB	Green		

CONTENTS

ROAD

AS61CB	P10
FS62CB-11S	P10
AS511SB	P10
FS522SB-11S	P10
A291SB-SL	P11
F482SB-SL-11S	P11
A171SB	P11
F172SB-11S	P11
A361SBT	P11
F362TSBT-11S	P11
A171DSE	P12
F362TSE-11S	P12
A173DSE	P12
F364TSE	P12

E-MTB BOOST

XDS641SB/A-B15	P22
XDS642SB/A-B12-A6ABG	P22
XD641SB-B15	P22
D932SB-B12-S66S-11S	P22
D791SB-B15	P22
D902SB-B12-11S	P22
D951SB-B15	P23
D162SB-SL-B12-S3S-11S	P23
D471SBT-B5	P23
D472TSBT-B5-11S	P23
D951-B15	P24
D952TSE-B12-11S	P24
D041DSE-B5	P24
D142TSE-B5-11S	P24

GRAVEL/ROAD DISC

D411CB-CL-B12	P14
D412CB-CL-B12-11S	P14
D791SB-B12	P14
D792SB-B12-S4S-11S	P14
D411CB-12	P15
D412CB-X12-11S	P15
D411SB-12	P15
D412SB-X12-11S	P15
D791SB-12	P15
D792SB-X12-A4A-11S	P15
D981SB-12	P16
D982TSB-X12-11S	P16
D981-12	P16
D982TSE-X12-11S	P16

DOWNHILL SUPER BOOST

XD641SB/A-20	P26
XDH42SB/A-A6ABG	P26
D951SB-SL-B20	P26
DH61SB-HL	P26
DH82SB-S4S-11S	P26

MTB STANDARD QR

D791SB-QR	P18
D792SB-QR-S4S-11S	P18
D041SB	P18
D042SB-SS-11S	P18
D481SBT	P18
D482TSBT-11S	P18
D761SBT	P19
D762TSBT-11S	P19
D043SBT	P19
D242SBT	P19
D761DSE-SL	P19
D762TSE-SL-11S	P19
D761DSE	P20
D762TSE-11S	P20
D244DSE	P20
D144TSE	P20
D043DSE	P20

FAT BIKE

D201SB-15	P28
D502SB-S4S-X12	P28
D101SB-15	P28
D402SB-S4S-X12	P28
D101DSE	P29
D102TSE	P29
D103DSE	P29
D104TSE	P29

DIRT JUMP

XD641SB-15	P32
XD262SB-A6A	P32
D252SBT	P32
D252SB-BO-AA	P32
AH41SB	P33
D256SBT	P33
D236DSE	P33
D266DSE	P33

BMX

F176SBT	P36
FO46SBT	P36
2155SBT	P36
2156SBT	P36
A075SBT	P36
A076SBT	P36
2155SE	P37
2156SE	P37
F036-14	P37
A075	P38
A076	P38
S01E	P38
S01F	P38

TRACK BIKE

A265SBT	P40
A266SBT	P40
A565SBT	P40
A566SBT	P40
A565DSE	P40
A566DSE	P40

CITY BIKE

301	P42
511	P42
431	P42
432	P42
F364TSE-135	P43
756DSE	P43
823A	P43
751DSE	P43
752DSE	P43
753DSE	P44
754DSE	P44
436/436DT	P44
433	P44
434	P44

FOLDING BIKE

D083SB	P46
A551SB	P46
A215SB	P46
A011SB-BO	P46
F316SBT	P46
A215	P46

QUICK RELEASES

QR270	P48
QR274	P48
QR211	P48
QR249	P48
QR227	P48
QR216	P48
QR215	P48
TA12	P48
TA15	P48
QR264	P48
QR269	P48
QR278	P48

TECHNICAL



TSE

2 PAWLS WITH 15T LOOSE BALL CASSETTE BODY



TA-TSE

2 PAWLS WITH 15T LOOSE BALL THROUGH AXLE CASSETTE BODY



TSBT

2 PAWLS WITH 15T SEALED BEARING CASSETTE BODY



TA-TSB

2 PAWLS WITH 15T SEALED BEARING THROUGH AXLE CASSETTE BODY



F333

3 PAWLS WITH 33T LOOSE BALL CASSETTE BODY



A327

3 PAWLS WITH 27T 2 SEALED BEARINGS OD12 CASSETTE BODY



B427

4 PAWLS WITH 27T 2 SEALED BEARINGS OD15 CASSETTE BODY



B2-427

4 PAWLS WITH 27T 2 SEALED BEARINGS OD15 LIGHT WEIGHT CASSETTE BODY



E440

4 PAWLS WITH 40T 2 SEALED BEARINGS OD17 CASSETTE BODY



R642

6 PAWLS WITH 42T 2 SEALED BEARINGS OD17 CASSETTE BODY

TECHNOLOGY



SEALED BEARING

TOP QUALITY JAPANESE BEARING, ENSURING THE NOVATEC WHEELS ROLL FAST & FRICTION-FREE



REPLACEABLE BEARING

DOUBLE & QUAD BEARING CONFIGURATIONS ARE REPLACEABLE SHOULD THEY WEAR OUT - NOT THAT WE EXPECT THAT TO HAPPEN



UPGRADED

PRODUCT WAS UPGRADED FROM PREVIOUS VERSION



A.B.G.

ANTI BITE GUARD IS A REINFORCED STEEL RIB INTEGRATED INTO AN ALLOY CASSETTE BODY SPLINES TO MITIGATE DAMAGE



LRD

FOR BMX SPECIALLY DESIGNED RATCHET RING ALLOWS INTERCHANGE BETWEEN RIGHT AND LEFT SIDE DRIVE



2IN1

TWO IN ONE SYSTEM ALLOWS FOR EASIER INTERCHANGE BETWEEN FREEWHEEL AND DRIVE UNIT



3IN1

THREE IN ONE SYSTEM, ALLOWING CONVERSION BETWEEN STANDARD QR, 9, 12 15



4IN1

FOUR IN ONE SYSTEM, ALLOWING CONVERSION BETWEEN STANDARD QR, 9, 15 & 20 FRONT AXLES, QR, 10, 12 & X12 REAR AXLES



EASY 3IN1

FOR ROAD EASY 3IN1 HUB SYSTEM CONTAINS ALL PARTS NECESSARY TO INTERFACE WITH SHIMANO OR CAMPY

ROAD



S

SL

SP

PRO⁺

AS61CB
FS62CB-11S

PRO

A291SB-SL
F482SB-SL-11S

AS511SB
FS522SB-11S

TEAM

A171SB
F172SB-11S

ELITE

A361SBT
F362TSBT-11S

CLUB

A171DSE
F362TSE-11S
A173DSE
F364TSE



SP-PRO⁺

AS61CB

CARBON STRAIGHT PULL HUB
WEIGHT 72G
SEALED BEARING 2
SPOKE HOLES 20
GAUGE 14
O.L.D 100
AXLE 9
AXLE MATERIAL ALLOY
P.C.D 31.5
F.T.F 80.4



SP-PRO⁺

FS62CB-11S

CARBON STRAIGHT PULL HUB
WEIGHT 215G
SEALED BEARING 4
SPOKE HOLES 24
GAUGE 14
O.L.D 130
AXLE 10
AXLE MATERIAL ALLOY
P.C.D 34/47
F.T.F 67.8
PAWLS 4
XDR AND CAMPY 12S
FREEHUB BODY COMPATIBLE



SP-PRO

AS511SB

ALLOY STRAIGHT PULL HUB
WEIGHT 77G
SEALED BEARING 2
SPOKE HOLES 20
GAUGE 14
O.L.D 100
AXLE 9
AXLE MATERIAL ALLOY
P.C.D 31.5
F.T.F 80.4



SP-PRO

FS522SB-11S

ALLOY STRAIGHT PULL HUB
WEIGHT 219G
SEALED BEARING 4
SPOKE HOLES 24
GAUGE 14
O.L.D 130
AXLE 10
AXLE MATERIAL ALLOY
P.C.D 34/47
F.T.F 67.8
PAWLS 4
XDR AND CAMPY 12S
FREEHUB BODY COMPATIBLE





SL-PRO

A291SB-SL

ALLOY J-HOOK HUB
 WEIGHT 60G
 SEALED BEARING 2
 SPOKE HOLES 20 24 28 32
 GAUGE 14/15
 O.L.D 100
 AXLE 9
 AXLE MATERIAL ALLOY
 P.C.D 30
 F.T.F 68.7



S-TEAM

A171SB

ALLOY J-HOOK HUB
 WEIGHT 113G
 SEALED BEARING 2
 SPOKE HOLES 20 24 28
 GAUGE 14
 O.L.D 100
 AXLE 9
 AXLE MATERIAL ALLOY
 P.C.D 38
 F.T.F 65.6



S-ELITE

A361SBT

ALLOY J-HOOK HUB
 WEIGHT 163G
 SEALED BEARING 2
 SPOKE HOLES 20 24 28 32 36
 GAUGE 14
 O.L.D 100
 AXLE 9
 AXLE MATERIAL CRMO
 P.C.D 38
 F.T.F 72



SL-PRO

F482SB-SL-11S

ALLOY J-HOOK HUB
 WEIGHT 228G
 SEALED BEARING 4
 SPOKE HOLES 20 24 28 32
 GAUGE 14
 O.L.D 130
 AXLE 10
 AXLE MATERIAL ALLOY
 P.C.D 41/49
 F.T.F 56.6
 PAWLS 4
 XDR AND CAMPY 12S
 FREEHUB BODY COMPATIBLE



S-TEAM

F172SB-11S

ALLOY J-HOOK HUB
 WEIGHT 272G
 SEALED BEARING 4
 SPOKE HOLES 20 24
 GAUGE 14
 O.L.D 130
 AXLE 10
 AXLE MATERIAL ALLOY
 P.C.D 49
 F.T.F 50.6
 PAWLS 3
 XDR AND CAMPY 12S
 FREEHUB BODY COMPATIBLE



S-ELITE

F362TSBT-11S

ALLOY J-HOOK HUB
 WEIGHT 402G
 SEALED BEARING 2
 SPOKE HOLES 20 24 28 32 36
 GAUGE 14
 O.L.D 130、135
 AXLE 10
 AXLE MATERIAL CRMO
 P.C.D 45
 F.T.F 50.4
 PAWLS 2+15T





TIME TO GO RIDE!



S-CLUB

A171DSE

ALLOY J-HOOK HUB
 WEIGHT 151G
 SPOKE HOLES 20 24 28 32 36
 GAUGE 14
 O.L.D 100
 AXLE 9
 AXLE MATERIAL CRMO
 P.C.D 38
 F.T.F 65.6



S-CLUB

A173DSE

ALLOY J-HOOK HUB
 WEIGHT 194G
 SPOKE HOLES 20 24 28 32
 GAUGE 14
 O.L.D 100
 AXLE 3/8X140、145
 AXLE MATERIAL CRMO
 P.C.D 38
 F.T.F 72



S-CLUB

F362TSE-11S

ALLOY J-HOOK HUB
 WEIGHT 408G
 SPOKE HOLES 24 28 32 36
 GAUGE 14
 O.L.D 130、135
 AXLE 10
 AXLE MATERIAL CRMO
 P.C.D 45
 F.T.F 50.8
 PAWLS 2+15T



S-CLUB

F364TSE

ALLOY J-HOOK HUB
 WEIGHT 447G
 SPOKE HOLES 24 28 32 36
 GAUGE 14
 O.L.D 130、135
 AXLE 10X175、180、185
 AXLE MATERIAL CRMO
 P.C.D 45
 F.T.F 50.4
 PAWLS 2+15T



GRAVEL ROAD DISC

S

SL

SP

PRO⁺

D41 1CB-CL-B12
D41 2CB-CL-B12-11S
D41 1CB-12
D41 2CB-X12-11S

PRO

D41 1SB-12
D41 2SB-X12-11S

TEAM

D791SB-B12
D792SB-B12-S4S-11S
D791SB-12
D792SB-X12-A4A-11S

ELITE

D981SB-12
D982TSB-X12-11S

CLUB

D981-12
D982TSE-X12-11S





SP-PRO⁺

D411CB-CL-B12

CARBON STRAIGHT PULL DISC HUB
 WEIGHT 87G
 SEALED BEARING 2
 SPOKE HOLES 24
 GAUGE 14
 O.L.D 110
 AXLE 12
 AXLE MATERIAL ALLOY
 P.C.D 37
 F.T.F 51.3



SP-PRO⁺

D412CB-CL-B12-11S

CARBON STRAIGHT PULL DISC HUB
 WEIGHT 233G
 SEALED BEARING 4
 SPOKE HOLES 24
 GAUGE 14
 O.L.D 148
 AXLE 12
 AXLE MATERIAL ALLOY
 P.C.D 34/47
 F.T.F 65.2
 PAWLS 4
 XDR AND CAMPY 12S
 FREEHUB BODY COMPATIBLE



SL-TEAM

D791SB-B12

ALLOY J-HOOK HUB
 WEIGHT 194G
 SEALED BEARING 2
 SPOKE HOLES 24 28 32 36
 GAUGE 14
 O.L.D 110
 AXLE 12
 AXLE MATERIAL ALLOY
 P.C.D 58/49
 F.T.F 56.4
 CENTER LOCK:D791SB-CL-B12



SL-TEAM

D792SB-B12-S4S-11S

ALLOY J-HOOK HUB
 WEIGHT 390G
 SEALED BEARING 4
 SPOKE HOLES 28 32 36
 GAUGE 14
 O.L.D 148
 AXLE 12
 AXLE MATERIAL CROM
 P.C.D 58/49
 F.T.F 63.1
 PAWLS 4
 CENTER LOCK:
 D792SB-CL-B12-S4S-11S
 XDR AND CAMPY 12S
 FREEHUB BODY COMPATIBLE





SP-PRO⁺

D411CB-12

CARBON STRAIGHT PULL DISC HUB
 WEIGHT 83G
 SEALED BEARING 2
 SPOKE HOLES 24
 GAUGE 14
 O.L.D 100
 AXLE 12
 AXLE MATERIAL ALLOY
 P.C.D 34
 F.T.F 63.5
 CENTER LOCK:D411CB-CL-12



SP-PRO

D411SB-12

ALLOY STRAIGHT PULL DISC HUB
 WEIGHT 85G
 SEALED BEARING 2
 SPOKE HOLES 24
 GAUGE 14
 O.L.D 100
 AXLE 12
 AXLE MATERIAL ALLOY
 P.C.D 34
 F.T.F 63.5
 CENTER LOCK:D411SB-CL-12



SL-TEAM

D791SB-12

ALLOY J-HOOK HUB
 WEIGHT 154G
 SEALED BEARING 2
 SPOKE HOLES 20 24 28 32 36
 GAUGE 14
 O.L.D 100
 AXLE 12
 AXLE MATERIAL ALLOY
 P.C.D 58/45
 F.T.F 62
 CENTER LOCK:D791SB-CL-12



SP-PRO⁺

D412CB-X12-11S

CARBON STRAIGHT PULL DISC HUB
 WEIGHT 230G
 SEALED BEARING 4
 SPOKE HOLES 24
 GAUGE 14
 O.L.D 142
 AXLE 12
 AXLE MATERIAL ALLOY
 P.C.D 34/74
 F.T.F 60.8
 PAWLS 4
 CENTER LOCK:
 D412CB-CL-X12-11S
 XDR AND CAMPY 12S
 FREEHUB BODY COMPATIBLE



SP-PRO

D412SB-X12-11S

ALLOY STRAIGHT PULL DISC HUB
 WEIGHT 238G
 SEALED BEARING 4
 SPOKE HOLES 24
 GAUGE 14
 O.L.D 142
 AXLE 12
 AXLE MATERIAL ALLOY
 P.C.D 34/47
 F.T.F 60.8
 PAWLS 4
 CENTER LOCK:
 D412SB-CL-X12-11S
 XDR AND CAMPY 12S
 FREEHUB BODY COMPATIBLE



SL-TEAM

D792SB-X12-A4A-11S

ALLOY J-HOOK HUB
 WEIGHT 273G
 SEALED BEARING 4
 SPOKE HOLES 24 28 32 36
 GAUGE 14
 O.L.D 142
 AXLE 12
 AXLE MATERIAL ALLOY
 P.C.D 58/49
 F.T.F 56.4
 PAWLS 4
 CENTER LOCK:
 D792SB-CL-X12-11S
 XDR AND CAMPY 12S
 FREEHUB BODY COMPATIBLE





S-ELITE

D981SB-12

ALLOY J-HOOK DISC HUB
 WEIGHT 205G
 SEALED BEARING 2
 SPOKE HOLES 24 28 32
 GAUGE 14
 O.L.D 100
 AXLE 12
 AXLE MATERIAL CRMO
 P.C.D 58/45
 F.T.F 55
 CENTER LOCK:D981SB-CL-12



S-CLUB

D981-12

ALLOY J-HOOK DISC HUB
 WEIGHT 218G
 SPOKE HOLES 24 28 32
 GAUGE 14
 O.L.D 100
 AXLE 12
 AXLE MATERIAL CRMO
 P.C.D 58/45
 F.T.F 55
 CENTER LOCK:D981-CL-12



S-ELITE

D982TSB-X12-11S

ALLOY J-HOOK DISC HUB
 WEIGHT 384G
 SPOKE HOLES 28 32 36
 GAUGE 14
 O.L.D 142
 AXLE 12
 AXLE MATERIAL CRMO
 P.C.D 58/49
 F.T.F 57
 PAWLS 2+15T
 CENTER LOCK:D982TSB-CL-X12



S-CLUB

D982TSE-X12-11S

ALLOY J-HOOK DISC HUB
 WEIGHT 411G
 SPOKE HOLES 28 32 36
 GAUGE 14
 O.L.D 142
 AXLE 12
 AXLE MATERIAL CRMO
 P.C.D 58/49
 F.T.F 50
 PAWLS 2+15T
 CENTER
 LOCK:D982TSE-CL-X12-11S



TIME TO GO RIDE!

MTB STANDARD QR



S

SL

SP

PRO⁺

PRO

TEAM	D041SB D042SB-SS-11S	D791SB-QR D792SB-QR-S4S-11S
-------------	-------------------------	--------------------------------

ELITE	D761SBT D762TSBT-11S D043SBT D242SBT	D481SBT D482TSBT-11S
--------------	---	-------------------------

CLUB	D761DSE D762TSE-11S D244DSE D144TSE	DO43DSE D761DSE-SL D762TSE-SL-11S
-------------	--	---



SL-TEAM

D791SB-QR

ALLOY J-HOOK HUB
 WEIGHT 197G
 SEALED BEARING 2
 SPOKE HOLES 20 24 28 32 36
 GAUGE 14
 O.L.D 100
 AXLE 9
 AXLE MATERIAL ALLOY
 P.C.D 58/49
 F.T.F 50.9
 CENTER LOCK:D791SB-CL-QR



S-TEAM

D041SB

ALLOY J-HOOK HUB
 WEIGHT 217G
 SEALED BEARING 2
 SPOKE HOLES 28 32 36 40
 GAUGE 14
 O.L.D 100
 AXLE 9
 AXLE MATERIAL ALLOY
 P.C.D 58
 F.T.F 62



SL-ELITE

D481SBT

ALLOY J-HOOK HUB
 WEIGHT 287G
 SEALED BEARING 2
 SPOKE HOLES 28 32 36
 GAUGE 14
 O.L.D 100
 AXLE 9
 AXLE MATERIAL CRMO
 P.C.D 58
 F.T.F 62



SL-TEAM

D792SB-QR-S4S-11S

ALLOY J-HOOK HUB
 WEIGHT 487G
 SEALED BEARING 4
 SPOKE HOLES 24 28 32 36
 GAUGE 14
 O.L.D 135
 AXLE 10
 AXLE MATERIAL CRMO
 P.C.D 58
 F.T.F 50.9
 PAWLS 4
 CENTER LOCK:
 D792SB-CL-QR-S4S-11S
 XD DRIVER COMPATIBLE



S-TEAM

D042SB-SS-11S

ALLOY J-HOOK HUB
 WEIGHT 489G
 SEALED BEARING 2
 SPOKE HOLES 24 28 32 36 40
 GAUGE 14
 O.L.D 135 、 145
 AXLE 10
 AXLE MATERIAL CRMO
 P.C.D 58
 F.T.F 59.3
 PAWLS 3
 MADE IN TW
 D032SB-SS-11S



SL-ELITE

D482TSBT-11S

ALLOY J-HOOK HUB
 WEIGHT 476G
 SEALED BEARING 2
 SPOKE HOLES 28 32 36
 GAUGE 14
 O.L.D 135
 AXLE 10
 AXLE MATERIAL CRMO
 P.C.D 58
 F.T.F 57.7
 PAWLS 2+15T





S-ELITE

D761SBT

ALLOY J-HOOK DISC HUB
 WEIGHT 257G
 SEALED BEARING 2
 SPOKE HOLES 24 28 32 36
 GAUGE 14
 O.L.D 100
 AXLE 9
 AXLE MATERIAL CRMO
 P.C.D 58
 F.T.F 62



S-ELITE

D043SBT

ALLOY J-HOOK DISC HUB
 WEIGHT 323G
 SEALED BEARING 2
 SPOKE HOLES 32 36
 GAUGE 14
 O.L.D 100
 AXLE 3/8X140、145、150
 AXLE MATERIAL CRMO
 P.C.D 58
 F.T.F 62



SL-CLUB

D761DSE-SL

ALLOY J-HOOK HUB
 WEIGHT 238G
 SPOKE HOLES 24 28 32 36
 GAUGE 14
 O.L.D 100
 AXLE 9
 AXLE MATERIAL CRMO
 P.C.D 58
 F.T.F 62



S-ELITE

D762TSBT-11S

ALLOY J-HOOK DISC HUB
 WEIGHT 470G
 SEALED BEARING 2
 SPOKE HOLES 24 28 32 36
 GAUGE 14
 O.L.D 135
 AXLE 10
 AXLE MATERIAL CRMO
 P.C.D 58
 F.T.F 57.1
 PAWLS 2+15T



S-ELITE

D242SBT

ALLOY J-HOOK DISC HUB
 WEIGHT 321G
 SEALED BEARING 2
 SPOKE HOLES 32
 GAUGE 14
 O.L.D 135
 AXLE 10
 AXLE MATERIAL CRMO
 P.C.D 58
 F.T.F 58



SL-CLUB

D762TSE-SL-11S

ALLOY J-HOOK HUB
 WEIGHT 448G
 SPOKE HOLES 24 28 32 36
 GAUGE 14
 O.L.D 135
 AXLE 10
 AXLE MATERIAL CRMO
 P.C.D 58
 F.T.F 57.1
 PAWLS 2+15T





S-CLUB

D761DSE

ALLOY J-HOOK HUB
 WEIGHT 240G
 SPOKE HOLES 24 28 32 36
 GAUGE 14
 O.L.D 100
 AXLE 9
 AXLE MATERIAL CRMO
 P.C.D 58
 F.T.F 62
 CENTER LOCK:D761DSE-CL



S-CLUB

D244DSE

ALLOY J-HOOK DISC HUB
 WEIGHT 387G
 SPOKE HOLES 32 36
 GAUGE 14
 O.L.D 135
 AXLE 3/8X165、180、185
 AXLE M10X180
 AXLE MATERIAL CRMO
 P.C.D 58
 F.T.F 58



S-CLUB

D043DSE

ALLOY J-HOOK DISC HUB
 WEIGHT 313G
 SPOKE HOLES 32 36
 GAUGE 14
 O.L.D 100
 AXLE 3/8X138、140、145、150、170
 AXLE M9X140
 AXLE MATERIAL CRMO
 P.C.D 58
 F.T.F 62



S-CLUB

D762TSE-11S

ALLOY J-HOOK HUB
 WEIGHT 460G
 SPOKE HOLES 24 28 32 36
 GAUGE 14
 O.L.D 135
 AXLE 10
 AXLE MATERIAL CRMO
 P.C.D 58
 F.T.F 57.1
 PAWLS 2+15T
 CENTER LOCK:D762TSE-CL-11S



S-CLUB

D144TSE

ALLOY J-HOOK DISC HUB
 WEIGHT 552G
 SPOKE HOLES 32 36
 GAUGE 14
 O.L.D 135
 AXLE M10X185
 AXLE MATERIAL CRMO
 P.C.D 58
 F.T.F 59
 PAWLS 2+15T



E-MTB BOOST



S

SL

SP

PRO⁺

XDS641SB/A-B15
XDS642SB/A-B12-A6ABG

PRO

XD641SB-B15
D932SB-B12-S66S-11S

TEAM

D791SB-B15
D902SB-B12-11S

ELITE

D471SBT-B5
D472TSBT-B5-11S

D951SB-B15
D162SB-SL-B12-S3S-11S

CLUB

D951-B15
D952TSE-B12-11S
D041DSE-B5
D142TSE-B5-11S



SP-PRO⁺

XDS641SB/A-B15

ALLOY STRAIGHT PULL DISC HUB
 WEIGHT 170G
 SEALED BEARING 2
 SPOKE HOLES 28
 GAUGE 14
 O.L.D 110
 AXLE 15
 AXLE MATERIAL ALLOY
 P.C.D 37
 F.T.F 77.5
 15X100:XDS641SB/A-15



SL-PRO

XD641SB-B15

ALLOY J-HOOK DISC HUB
 WEIGHT 196G
 SEALED BEARING 2
 SPOKE HOLES 28 32
 GAUGE 14
 O.L.D 110
 AXLE 15
 AXLE MATERIAL ALLOY
 P.C.D 58
 F.T.F 69.5
 15X100:XD641SB-15



SL-TEAM

D791SB-B15

ALLOY J-HOOK HUB
 WEIGHT 153G
 SEALED BEARING 2
 SPOKE HOLES 24 28 32
 GAUGE 14
 O.L.D 110
 AXLE 15
 AXLE MATERIAL ALLOY
 P.C.D 58/45
 F.T.F 71.2
 CENTER LOCK:D791SB-CL-B15
 15X100:D791SB-15



SP-PRO⁺

XDS642SB/A-B12-A6ABG

ALLOY STRAIGHT PULL DISC HUB
 WEIGHT 318G
 SEALED BEARING 4
 SPOKE HOLES 28
 GAUGE 14
 O.L.D 148
 AXLE 12
 AXLE MATERIAL ALLOY
 P.C.D 45.5/59
 F.T.F 68.3
 PAWLS 6
 X12:XDS642SB/A-X12-A6ABG
 XD DRIVER COMPATIBLE



SL-PRO

D932SB-B12-S66S-11S

ALLOY J-HOOK DISC HUB
 WEIGHT 548G
 SEALED BEARING 4
 SPOKE HOLES 32 36
 GAUGE 14
 O.L.D 148
 AXLE 12
 AXLE MATERIAL CRMO
 P.C.D 62
 F.T.F 61.6
 PAWLS 12
 XD DRIVER COMPATIBLE



SL-TEAM

D902SB-B12-11S

ALLOY J-HOOK HUB
 WEIGHT 372G
 SEALED BEARING 4
 SPOKE HOLES 32 36
 GAUGE 13 14
 O.L.D 148
 AXLE 12
 AXLE MATERIAL ALLOY \ CRMO
 P.C.D 62
 F.T.F 62.1
 PAWLS 4
 XD DRIVER COMPATIBLE
 MICRO SPLINE COMPATIBLE





SL-ELITE

D951SB-B15

ALLOY J-HOOK DISC HUB
 WEIGHT 195G
 SEALED BEARING 2
 SPOKE HOLES 28 32 36
 GAUGE 14
 O.L.D 110
 AXLE 15
 AXLE MATERIAL CRMO
 P.C.D 58/49
 F.T.F. 64.5
 CENTER LOCK:D951SB-CL-B15
 15X100:D951SB-15



S-ELITE

D471SBT-B5

ALLOY J-HOOK HUB
 WEIGHT 338G
 SEALED BEARING 2
 SPOKE HOLES 28 32 36
 GAUGE 14
 O.L.D 110
 AXLE 9
 AXLE MATERIAL CRMO
 P.C.D 58
 F.T.F 72



SL-ELITE

D162SB-SL-B12-S3S-MS

ALLOY J-HOOK DISC HUB
 WEIGHT 462G
 SEALED BEARING 2
 SPOKE HOLES 28 32 36
 GAUGE 13 14
 O.L.D 148
 AXLE 12
 AXLE MATERIAL CRMO
 P.C.D 58/49
 F.T.F 64.5
 PAWLS 3
 CENTER LOCK:D162SB-CL-B12-11S
 X12:D162SB-SL-X12-S3S-11S
 XD DRIVER COMPATIBLE
 MICRO SPLINE COMPATIBLE



S-ELITE

D472TSBT-B5-11S

ALLOY J-HOOK HUB
 WEIGHT 560G
 SPOKE HOLES 28 32 36
 GAUGE 14
 O.L.D 141
 AXLE 10
 AXLE MATERIAL CRMO
 P.C.D 58
 F.T.F 63.4
 PAWLS 2+15T





S-CLUB

D951-B15

ALLOY J-HOOK DISC HUB
WEIGHT 320G
SPOKE HOLES 28 32 36
GAUGE 14
O.L.D 110
AXLE 15
AXLE MATERIAL CRMO
P.C.D 58/49
F.T.F 64.5
CENTER LOCK:D951-CL-B15
15X100:D951-15



S-CLUB

D041DSE-B5

ALLOY J-HOOK HUB
WEIGHT 266G
SPOKE HOLES 32 36
GAUGE 14
O.L.D 110
AXLE 9
AXLE MATERIAL CRMO
P.C.D 58
F.T.F 72



S-CLUB

D952TSE-B12-11S

ALLOY J-HOOK HUB
WEIGHT 407G
SEALED BEARING 4
SPOKE HOLES 28 32 36
GAUGE 14
O.L.D 148
AXLE 12
AXLE MATERIAL CRMO
P.C.D 58/49
F.T.F 56.4
PAWLS 2+15T
CENTER LOCK:
D952TSE-CL-B12-11S
X12:D952TSE-X12-11S



S-CLUB

D142TSE-B5-11S

ALLOY J-HOOK HUB
WEIGHT 480G
SPOKE HOLES 32 36
GAUGE 14
O.L.D 141
AXLE 10
AXLE MATERIAL CRMO
P.C.D 58
F.T.F 63.7
PAWLS 2+15T



DOWNHILL SUPER BOOST



S

SL

SP

PRO⁺

XD641SB/A-20
XD42SB/A-A6ABG

PRO

D951SB-SL-B20

TEAM

DH61SB-HL
DH82SB-S4S-11S

ELITE

CLUB



SL-PRO+

XD641SB/A-20

ALLOY J-HOOK DISC HUB
 WEIGHT 192G
 SEALED BEARING 2
 SPOKE HOLES 28 32
 GAUGE 14
 O.L.D 110
 AXLE 20
 AXLE MATERIAL ALLOY
 P.C.D 58
 F.T.F 59.5



SL-PRO

D951SB-SL-B20

ALLOY J-HOOK DISC HUB
 WEIGHT 220G
 SEALED BEARING 2
 SPOKE HOLES 28 32
 GAUGE 14
 O.L.D 110
 AXLE 20
 AXLE MATERIAL ALLOY
 P.C.D 58/49
 F.T.F 64.5



S-TEAM

DH61SB-HL

ALLOY J-HOOK DISC HUB
 WEIGHT 185G
 SEALED BEARING 2
 SPOKE HOLES 32 36
 GAUGE 14
 O.L.D 110
 AXLE 20
 AXLE MATERIAL ALLOY
 P.C.D 58/45
 F.T.F 60



SL-PRO+

XDH42SB/A-A6ABG

ALLOY J-HOOK DISC HUB
 WEIGHT 352G
 SEALED BEARING 4
 SPOKE HOLES 32
 GAUGE 14
 O.L.D 150/157
 AXLE 12
 AXLE MATERIAL ALLOY
 P.C.D 62
 F.T.F 72.9
 PAWLS 6
 XD DRIVER COMPATIBLE



S-TEAM

DH82SB-S4S-11S

ALLOY J-HOOK DISC HUB
 WEIGHT 400G
 SEALED BEARING 4
 SPOKE HOLES 28 32
 GAUGE 14
 O.L.D 150/157
 AXLE 12
 AXLE MATERIAL CRMO
 P.C.D 58/49
 F.T.F 74.45
 PAWLS 4
 XD DRIVER COMPATIBLE



FAT BIKE

S

SL

SP

PRO⁺

PRO

TEAM

D201SB-15
D502SB-S4S-X12
D101SB-15
D402SB-S4S-X12

ELITE

CLUB

D101DSE
D102TSE
D103DSE
D104TSE





S-TEAM

D201SB-15

ALLOY J-HOOK HUB
 WEIGHT 350G
 SEALED BEARING 2
 SPOKE HOLES 32
 GAUGE 14
 O.L.D 150
 AXLE MATERIAL ALLOY
 P.C.D 58
 F.T.F 71



S-TEAM

D101SB-15

ALLOY J-HOOK HUB
 WEIGHT 196G
 SEALED BEARING 2
 SPOKE HOLES 28 32
 GAUGE 14
 O.L.D 135
 AXLE MATERIAL ALLOY
 P.C.D 58
 F.T.F 72



S-TEAM

D502SB-S4S-X12

ALLOY J-HOOK HUB
 WEIGHT
 197L-11S 653G
 197L-S11 639G
 SEALED BEARING 6
 SPOKE HOLES 28 32
 GAUGE 14
 O.L.D 197
 AXLE 12
 AXLE MATERIAL CRMO
 P.C.D 62
 F.T.F 94.6
 PAWLS 6
 XD DRIVER COMPATIBLE



S-TEAM

D402SB-S4S-X12

ALLOY J-HOOK HUB
 WEIGHT
 177L-11S 615G
 177L-S11 601G
 SEALED BEARING 6
 SPOKE HOLES 28 32
 GAUGE 14
 O.L.D 177
 AXLE 12
 AXLE MATERIAL CRMO
 P.C.D 62
 F.T.F 74.6
 PAWLS 6
 XD DRIVER COMPATIBLE





S-CLUB

D101DSE

ALLOY J-HOOK HUB
 WEIGHT 287G
 SPOKE HOLES 32 36
 GAUGE 14
 O.L.D 135
 AXLE 9
 AXLE MATERIAL CRMO
 P.C.D 58
 F.T.F 79



S-CLUB

D103DSE

ALLOY J-HOOK HUB
 WEIGHT 348G
 SPOKE HOLES 32 36
 GAUGE 14
 O.L.D 135
 AXLE 3/8X175、180
 AXLE MATERIAL CRMO
 P.C.D 58
 F.T.F 79



S-CLUB

D102TSE

ALLOY J-HOOK HUB
 WEIGHT 490G
 SPOKE HOLES 32 36
 GAUGE 14
 O.L.D 190
 AXLE 10
 AXLE MATERIAL CRMO
 P.C.D 58
 F.T.F 78
 PAWLS 2+15T



S-CLUB

D104TSE

ALLOY J-HOOK HUB
 WEIGHT 609G
 SPOKE HOLES 32 36
 GAUGE 14
 O.L.D 190
 AXLE 3/8X240
 AXLE M10X235
 AXLE MATERIAL CRMO
 P.C.D 58
 F.T.F 98
 PAWLS 2+15T





DIRT JUMP



S

SL

SP

PRO⁺

PRO

D252SBT
D252SB-B0-AA

XD641SB-15
XD262SB-A6A

TEAM

AH41SB
D256SBT

ELITE

CLUB

D236DSE
D266DSE

McGAZZA



SL-PRO

XD641SB-15

ALLOY J-HOOK DISC HUB
 WEIGHT 186G
 SEALED BEARING 2
 SPOKE HOLES 28 32
 GAUGE 14
 O.L.D 100
 AXLE 15
 AXLE MATERIAL ALLOY
 P.C.D 58
 F.T.F 59.5



S-PRO

D252SBT

ALLOY J-HOOK DISC HUB
 WEIGHT 480G
 SEALED BEARING 4
 SPOKE HOLES 32 36
 GAUGE 14
 O.L.D 135
 AXLE 10
 AXLE MATERIAL CRMO
 P.C.D 58
 F.T.F 74.9
 PAWLS 4



SL-PRO

XD262SB-A6A

ALLOY J-HOOK DISC HUB
 WEIGHT 370G
 SEALED BEARING 4
 SPOKE HOLES 32
 GAUGE 14
 O.L.D 135/142
 AXLE 10/12
 AXLE MATERIAL ALLOY
 P.C.D 62
 F.T.F 72.9
 PAWLS 6
 9T-DRIVER UNIT COMPATIBLE



S-PRO

D252SB-BO-AA

ALLOY J-HOOK DISC HUB
 WEIGHT 326G
 SEALED BEARING 4
 SPOKE HOLES 32 36
 GAUGE 14
 O.L.D 135
 AXLE 10
 AXLE MATERIAL ALLOY
 P.C.D 58/49
 F.T.F 74.9
 PAWLS 4





S-TEAM

AH41SB

ALLOY J-HOOK DISC HUB
 WEIGHT 138G
 SEALED BEARING 2
 SPOKE HOLES 32
 GAUGE 14
 O.L.D 100
 AXLE 15
 AXLE MATERIAL CRMO
 P.C.D 45
 F.T.F 72.4



S-CLUB

D236DSE

ALLOY J-HOOK DISC HUB
 WEIGHT 530G
 SPOKE HOLES 32 36
 GAUGE 14
 O.L.D 135
 AXLE 3/8X175
 AXLE M10X185
 AXLE MATERIAL CRMO
 P.C.D 58
 F.T.F 71
 PAWLS 3



S-TEAM

D256SBT

ALLOY J-HOOK DISC HUB
 WEIGHT 560G
 SEALED BEARING 4
 SPOKE HOLES 32
 GAUGE 14
 O.L.D 135
 AXLE M10X180、185
 AXLE MATERIAL CRMO
 P.C.D 58
 F.T.F 75.5
 PAWLS 4



S-CLUB

D266DSE

ALLOY J-HOOK DISC HUB
 WEIGHT 368G
 SPOKE HOLES 28 32 36 40
 GAUGE 14
 O.L.D 135
 AXLE M10X175、185
 AXLE MATERIAL CRMO
 P.C.D 58
 F.T.F 72



BMX



S

SL

SP

PRO⁺

PRO

TEAM F176SBT

ELITE F046SBT A075SBT
2155SBT A076SBT
2156SBT

CLUB 2155SE A076
2156SE S01E
F036-14 S01F
A075



S-TEAM

F176SBT

ALLOY J-HOOK HUB
 WEIGHT 496G
 SEALED BEARING 4
 SPOKE HOLES 28 32 36 48
 GAUGE 14
 O.L.D 110
 AXLE 3/8X160、165
 AXLE MATERIAL CRMO
 P.C.D 49
 F.T.F 57
 PAWLS 4



S-ELITE

F046SBT

ALLOY J-HOOK HUB
 WEIGHT 557G
 SEALED BEARING 1
 SPOKE HOLES 36
 GAUGE 14
 O.L.D 110
 AXLE 3/8X160
 AXLE M14X170
 AXLE MATERIAL CRMO
 P.C.D 58
 F.T.F 58
 PAWLS 3



S-ELITE

2155SBT

ALLOY J-HOOK HUB
 WEIGHT 257G
 SPOKE HOLES 28 36
 GAUGE 14
 O.L.D 96/100
 AXLE 3/8X140、150、160
 AXLE MATERIAL CRMO
 P.C.D 38
 F.T.F 68



S-ELITE

2156SBT

ALLOY J-HOOK HUB
 WEIGHT 312G
 SPOKE HOLES 36
 GAUGE 14
 O.L.D 110/112/114
 AXLE 3/8X180
 AXLE MATERIAL CRMO
 P.C.D 43.5
 F.T.F 60



S-ELITE

A075SBT

ALLOY J-HOOK HUB
 WEIGHT 440G
 SEALED BEARING 2
 SPOKE HOLES 36
 GAUGE 14
 O.L.D 100
 AXLE 3/8X155、170
 AXLE MATERIAL CRMO
 P.C.D 45
 F.T.F 72



S-ELITE

A076SBT

ALLOY J-HOOK HUB
 WEIGHT 459G
 SEALED BEARING 2
 SPOKE HOLES 36
 GAUGE 14
 O.L.D 110
 AXLE 3/8X165、180
 AXLE MATERIAL CRMO
 P.C.D 45
 F.T.F 58





S-CLUB

2155SE

ALLOY J-HOOK HUB
WEIGHT 220G
SPOKE HOLES 24 28 36
GAUGE 14
O.L.D 100
AXLE 3/8X140、150、160
AXLE MATERIAL CRMO
P.C.D 38
F.T.F 67



S-CLUB

F036-14

ALLOY J-HOOK HUB
WEIGHT 596G
SPOKE HOLES 32 36 48
GAUGE 14
O.L.D 110/112
AXLE 14X180、185
AXLE MATERIAL CRMO
P.C.D 58
F.T.F 58
PAWLS 3



S-CLUB

2156SE

ALLOY J-HOOK HUB
WEIGHT 250G
SPOKE HOLES 24 28 36
GAUGE 14
O.L.D 110
AXLE 3/8X155、160
AXLE MATERIAL CRMO
P.C.D 43.5
F.T.F 60





S-CLUB

A075

ALLOY J-HOOK HUB
WEIGHT 410G
SPOKE HOLES 36 48
GAUGE 14
O.L.D 100
AXLE 3/8X140
AXLE M14X165
AXLE MATERIAL CRMO
P.C.D 45
F.T.F 72



S-CLUB

S01E

STEEL J-HOOK HUB
WEIGHT 344G
SPOKE HOLES 36
GAUGE 14
O.L.D 100
AXLE 3/8X150、165、175
AXLE MATERIAL CRMO
P.C.D 45
F.T.F 54



S-CLUB

A076

ALLOY J-HOOK HUB
WEIGHT
3/8---298G
M14---399G
SPOKE HOLES 20 36 48
GAUGE M14
O.L.D 110
AXLE 3/8X165、175
AXLE M14X185
AXLE MATERIAL CRMO
P.C.D 45
F.T.F 58



S-CLUB

S01F

STEEL J-HOOK HUB
WEIGHT 496G
SPOKE HOLES 36
GAUGE 14
O.L.D 100/112/114
AXLE 3/8X150、175、185
AXLE MATERIAL CRMO
P.C.D 45
F.T.F 57

TRACK BIKE



S

SL

SP

PRO⁺

PRO

TEAM

A265SBT
A266SBT

ELITE

A565SBT
A566SBT

CLUB

A565DSE
A566DSE



S-TEAM

A265SBT

STEEL J-HOOK HUB
 WEIGHT 164G
 SEALED BEARING 2
 SPOKE HOLES 32 36
 GAUGE 14
 O.L.D 100
 AXLE 9X140、145
 AXLE MATERIAL CRMO
 P.C.D 38
 F.T.F 68



S-ELITE

A565SBT

ALLOY J-HOOK HUB
 WEIGHT 214G
 SEALED BEARING 2
 SPOKE HOLES 20 28 32
 GAUGE 14
 O.L.D 100
 AXLE M9X140、145、150、160
 AXLE MATERIAL CRMO
 P.C.D 62
 F.T.F 70



S-CLUB

A565DSE

ALLOY J-HOOK HUB
 WEIGHT 212G
 SPOKE HOLES 28 32 36
 GAUGE 14
 O.L.D 100
 AXLE 3/8X140、145、150
 AXLE MATERIAL CRMO
 P.C.D 62
 F.T.F 70



S-TEAM

A266SBT

ALLOY J-HOOK HUB
 WEIGHT 244G
 SEALED BEARING 2
 SPOKE HOLES 32 36
 GAUGE 14
 O.L.D 120
 AXLE 10X165、170
 AXLE MATERIAL CRMO
 P.C.D 45
 F.T.F 60



S-ELITE

A566SBT

ALLOY J-HOOK HUB
 WEIGHT 280G
 SEALED BEARING 2
 SPOKE HOLES 28 32
 GAUGE 14
 O.L.D 120
 AXLE M10X165、170、175
 AXLE MATERIAL CRMO
 P.C.D 62
 F.T.F 60



S-CLUB

A566DSE

ALLOY J-HOOK HUB
 WEIGHT 300G
 SPOKE HOLES 28 32 36
 GAUGE 14
 O.L.D 120
 AXLE 3/8X165、170、185
 AXLE MATERIAL CRMO
 P.C.D 62
 F.T.F 60

CITY BIKE



S

SL

SP

PRO⁺

PRO

TEAM

ELITE

CLUB

301	F364TSE-135	752DSE	433
511	756DSE	753DSE	434
431	823A	754DSE	
432	751DSE	436/436DT	



S-CLUB

301

STEEL J-HOOK HUB

WEIGHT

55L 5/16...150G

71L 3/8...202G

SPOKE HOLES 16 20 28 36

GAUGE 14

O.L.D 93/100

AXLE 3/8X100、115、130、135、140、145

AXLE 5/16X105、115、120、135、145

AXLE MATERIAL CRMO

P.C.D 34

F.T.F 60/71



S-CLUB

511

STEEL J-HOOK HUB

WEIGHT 459G

SPOKE HOLES 28 36

GAUGE 14

O.L.D 114

AXLE 3/8X180

AXLE MATERIAL CRMO

P.C.D 45

F.T.F 54.5

PAWLS 2



S-CLUB

431

STEEL J-HOOK HUB

WEIGHT 188G

SPOKE HOLES 28 32 36

GAUGE 14

O.L.D 100

AXLE 9

AXLE MATERIAL CRMO

P.C.D 38

F.T.F 56/61.5/69



S-CLUB

432

STEEL J-HOOK HUB

WEIGHT 332G

SPOKE HOLES 28 32 36

GAUGE 14

O.L.D 130/135

AXLE 10

AXLE MATERIAL CRMO

P.C.D 45

F.T.F 57



S-CLUB

F364TSE-135

ALLOY J-HOOK HUB
 WEIGHT 447G
 SPOKE HOLES 24 28 32 36
 GAUGE 14
 O.L.D 135
 AXLE 10X175、180、185
 AXLE MATERIAL CRMO
 P.C.D 45
 F.T.F 50.8
 PAWLS 2+15T



S-CLUB

756DSE

ALLOY J-HOOK HUB
 WEIGHT 332G
 SPOKE HOLES 36
 GAUGE 14
 O.L.D 110
 AXLE 3/8X155、175
 AXLE MATERIAL CRMO
 P.C.D 45
 F.T.F 57



S-CLUB

751DSE

ALLOY J-HOOK HUB
 WEIGHT 153G
 SPOKE HOLES 20 28 32 36
 GAUGE 14
 O.L.D 100
 AXLE 9
 AXLE MATERIAL CRMO
 P.C.D 38
 F.T.F 72



S-CLUB

823A

ALLOY J-HOOK HUB
 WEIGHT 149G
 SPOKE HOLES 20 36
 GAUGE 14
 O.L.D 93/100
 AXLE 3/8X135、140、145、150
 AXLE MATERIAL CRMO
 P.C.D 34
 F.T.F 64



S-CLUB

752DSE

ALLOY J-HOOK HUB
 WEIGHT 268G
 SPOKE HOLES 28 32 36
 GAUGE 14
 O.L.D 130/135
 AXLE 10
 AXLE MATERIAL CRMO
 P.C.D 45
 F.T.F 57



S-CLUB

753DSE

ALLOY J-HOOK HUB
WEIGHT 196G
SPOKE HOLES 28 32 36
GAUGE 14
O.L.D 100
AXLE 3/8X140、145、150
AXLE M9X140
AXLE MATERIAL CRMO
P.C.D 38
F.T.F 72



S-CLUB

433

STEEL J-HOOK HUB
WEIGHT 200G
SPOKE HOLES 28 32 36
GAUGE 14
O.L.D 94/100
AXLE 3/8X135、140、145
AXLE MATERIAL CRMO
P.C.D 38



S-CLUB

436/436DT

STEEL J-HOOK HUB
WEIGHT 363G
SPOKE HOLES 16 20 28 36
GAUGE 14
O.L.D 112/114
AXLE 3/8X165、180、190、195、200
AXLE MATERIAL CRMO
P.C.D 45
F.T.F 57



S-CLUB

754DSE

ALLOY J-HOOK HUB
WEIGHT 301G
SPOKE HOLES 28 32 36
GAUGE 14
O.L.D 130/135
AXLE 3/8X170、175、180、185、190
AXLE MATERIAL CRMO
P.C.D 45
F.T.F 57



S-CLUB

434

STEEL J-HOOK HUB
WEIGHT 332G
SPOKE HOLES 28 32 36
GAUGE 14
O.L.D 126/130
AXLE 3/8X170、175、180、185、190
AXLE MATERIAL CRMO
P.C.D 45
F.T.F 57
OFFSET 6.5

FOLDING BIKE



S

SL

SP

PRO⁺

PRO

TEAM

D083SB
A551SB

ELITE

A215SB
A011SB-B0
F316SBT

CLUB

A215



S-TEAM

D083SB

ALLOY J-HOOK DISC HUB
 WEIGHT 187G
 SEALED BEARING 2
 SPOKE HOLES 20 24 28 32
 GAUGE 14
 O.L.D 74
 AXLE 9
 AXLE MATERIAL CRMO
 P.C.D 58
 F.T.F 36.4



S-TEAM

A551SB

ALLOY J-HOOK DISC HUB
 WEIGHT 70G
 SEALED BEARING 2
 SPOKE HOLES 18 20 24
 GAUGE 14
 O.L.D 70 74 85
 AXLE 9
 AXLE MATERIAL ALLOY
 P.C.D 30
 F.T.F 48.4



S-ELITE

A215SB

ALLOY J-HOOK HUB
 WEIGHT 112G
 SEALED BEARING 2
 SPOKE HOLES 28
 GAUGE 14
 O.L.D 74
 AXLE 3/8X115
 AXLE MATERIAL CRMO
 P.C.D 38
 F.T.F 48



S-ELITE

A011SB-BO

ALLOY J-HOOK HUB
 WEIGHT 100G
 SEALED BEARING 2
 SPOKE HOLES 12
 GAUGE 14
 O.L.D 74 82 92
 AXLE 9
 AXLE MATERIAL CRMO
 P.C.D 30
 F.T.F 42.7



S-ELITE

F316SBT

ALLOY J-HOOK HUB
 WEIGHT 335G
 SEALED BEARING 2
 SPOKE HOLES 20 28
 GAUGE 14
 O.L.D 80/85
 AXLE 3/8X118、135
 AXLE MATERIAL CRMO
 P.C.D 45
 F.T.F 48
 PAINTING



S-CLUB

A215

ALLOY J-HOOK HUB
 WEIGHT 173G
 SEALED BEARING 2
 SPOKE HOLES 20 28
 GAUGE 14
 O.L.D 85
 AXLE 3/8X120、125
 AXLE MATERIAL CRMO
 P.C.D 38
 F.T.F 48



QUICK RELEASES

MOLD	OLD	PITCH	B+-1	THREAD LENGTH	WITH NUT	SYSTEM
ROAD	100	M12XP1.5	120	12		
		M12XP1.5	121.5	13.5		SHIMANO
		M12XP1.5	125	16		SRAM
		M15XP1.5	125	16		SRAM
	142	M12XP1.5	163.5	13.5		SHIMANO
MTB	100	M14XP1.5	145	16	✓	FOX
		M15XP1.5	150	20		SRAM
	142	M12XP1.5	165	18		SHIMANO
		M12XP1.0	166	20	✓	SYNTACE DTSWISS
		M12XP1.75	167	20		SRAM
		M12XP1.5	170	18	✓	SHIMANO
		M12XP1.5	172	18	✓	SHIMANO
		M12XP1.75	174	20		SRAM
	148	M12XP1.5	178	18	✓	SHIMANO
		M12XP1.75	180	20		SRAM
	FAT BIKE	150	M15XP1.5	199	12	
197		M12XP1.5	227	18	✓	SHIMANO
		M12XP1.75	229	20		SRAM

STANDARD

QR270

F 53 G R 58 G



STANDARD

QR274

F 52 G R 57 G



M9/M10

QR215

F 81 G R 111 G



TA

TA12

43 G



STANDARD

QR211

F 49 G R 54 G



STANDARD

QR249

F 40 G R 45 G



STANDARD

QR227

F 54 G R 58 G



STANDARD

QR216

F 31 G R 36 G



TA

TA15

56 G



TA

QR264

F 79 G R 93 G



TA

QR269

F 64 G R 76 G



TA

QR278

47 G



TECHNOLOGY

MULTI AXLE SYSTEM-FRONT



MULTI AXLE SYSTEM QR / 09 / 15 / 20

FOUR IN ONE SYSTEM, ALLOWING CONVERSION BETWEEN QR, 10, 15 & 20 AXLES FOR FRONT HUBS.
MOST VARIABLE SYSTEM FOR WIDE RANGE OF USING EASY INTERCHANGEABLE PARTS.



MULTI AXLE SYSTEM-REAR



MULTI AXLE SYSTEM QR, 10, 12 X12

FOUR IN ONE SYSTEM, ALLOWING CONVERSION IN BETWEEN QR, 10, 12 & X12 AXLES FOR REAR HUBS.
MOST VARIABLE SYSTEM FOR WIDE RANGE OF USING EASY INTERCHANGEABLE PARTS.



MULTI AXLE SYSTEM

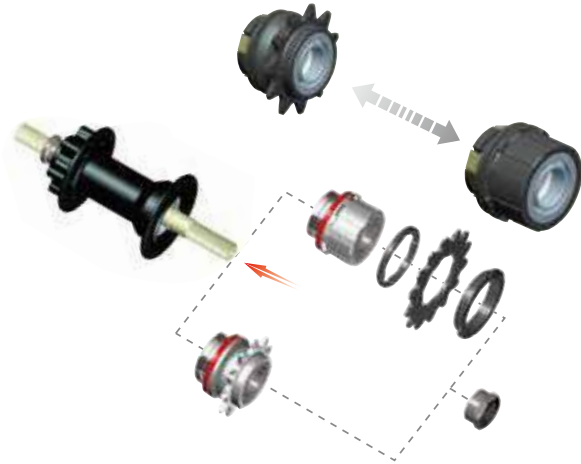
ALLOWING CONVERSION BETWEEN STANDARD QR, 09, 15, 20



2 IN 1 SYSTEM




TWO IN ONE SYSTEM FOR DIRT JUMP
TWO IN ONE SYSTEM ALLOWS FOR EASY INTERCHANGE BETWEEN FREEWHEEL AND DRIVE UNIT



LEFT - RIGHT DRIVE




ONE MODEL TWO SYSTEM FOR BMX
FLEXIBLE SYSTEM ALLOW YOU TO CHOOSE THE NUMBER OF TEETH EASY TO CHANGE IN BETWEEN CASSETTE & DRIVE UNIT THE SYSTEM IS APPLICABLE FOR ANY REAR BMX 4SB HUB



LEFT - RIGHT DRIVE



LEFT - RIGHT DRIVE FOR BMX
LEFT- RIGHT DRIVE SYSTEM WITH SPECIAL RATCHET RINGS ALLOW YOU TO CHANGE FROM RIGHT SIDE DRIVE TO LEFT SIDE DRIVE.
TW PATENT NO : M376441
EU PATENT NO : NR202011004253.7



COMPONENTS



SPROCKET SLS
16T, 17T, 18T
TW PATENT
NO : M377343



LOCK RING AL



WATER
RESISTANT



SEAL



SEALED
BEARING



SIDE CAP



SPACER



RATCHET RING
SCM415 18G



5 PAWLS FOR MTB + SPRING
4 PAWLS FOR MTB + SPRING
3 PAWLS FOR ROAD + SPRING

TECHNOLOGY



TSE/TA-TSE

2 PAWLS WITH 15T LOOSE BALL CASSETTE BODY



SMALL INNER Ø



WIDER INNER Ø



TSBT/TA-TSB

2 PAWLS WITH 15T SEALED BEARING CASSETTE BODY



SMALL INNER Ø



WIDER INNER Ø



F333

3 PAWLS WITH 33T LOOSE BALL CASSETTE BODY



A327

3 PAWLS WITH 27T 2 SEALED BEARINGS OD12 CASSETTE BODY



B427/B2-427

4 PAWLS WITH 27T 2 SEALED BEARINGS OD15 CASSETTE BODY



LIGHT WEIGHT



E440

4 PAWLS WITH 40T 2 SEALED BEARINGS OD17 CASSETTE BODY





R642

6 PAWLS WITH 42T 2 SEALED BEARINGS OD17 CASSETTE BODY



A.B.G ANTI BITE GUARD

A REINFORCED STEEL RIB INTEGRATED INTO ALLOY CASSETTE BODY SPLINES TO MITIGATE DAMAGE FROM DRIVE FORCES
TW PATENT NO. M382208
JP PATENT NO. 3159796
DE PATENT NO. 2020100001830.7
CN PATENT NO. ZL201020115939.X
USA PROCESS NO. 12/702.689



ROAD



EASY 3 IN 1 SYSTEM

HUB CONTAINS EVERY PARTS TO INTERCHANGE SHIM/SRAM/CAMPY
CONVERSION BETWEEN:
SHIMANO 8/9/10/11S
SRAM XDR DRIVER
CAMPAGNOLO 9/10/11/12S



SHIMANO / SRAM



SRAM XDR DRIVER



CAMPAGNOLO

CASSETTE BODY SYSTEM

PART NUMBER	FREEHUB TYPE	HUB MODELS	MATERIALS	SYSTEM	NOTICE
P012-0048	A-327	F172SB-11S	ALLOY	SHIMANO-11S	BLACK
P012-0095				SRAM XDR	
P012-0066	B-427	F482SB-11S	ALLOY	SHIMANO-11S	W/1.5MM WASHER
		D792SB-11S			
P012-0042		D792SB-11S	STEEL	SRAM XDR	
P012-0010		F482SB-XDR	ALLOY		
		D792SB-XDR			
P012-0088		E-440	D902SB-B12-11S	ALLOY	
P012-0096	D902SB-B12-11S		STEEL		
P012-0091	D902SB-B12-S11			SRAM XD	
P012-0070	B2-427	F482SB-SL-11S	ALLOY	SHIMANO-11S	W/1.8MM WASHER
		FS522SB-11S			
		D412SB-11S			
P012-0039	F-333	D162SB-X12-11S	STEEL	SHIMANO-11S	12X142, W/1.5MM WASHER
P012-0005		D162SB-B12-11S			12X148, W/1.5MM WASHER
P012-0004		D162SB-B12-S11		SRAM XD	12X148
P012-0014		F2-333		D462SB-11S	STEEL
P012-0028	D462SB-S11		STEEL	SRAM XD	

PART NUMBER	FREEHUB TYPE	HUB MODELS	MATERIALS	SYSTEM	NOTICE
P012-0058	R-642	XD642SB-ABG	ALLOY	SHIMANO	6 PAWLS ENGAGEMENT
P012-0094		XD642SB-S11		SRAM XD	6 PAWLS ENGAGEMENT
992719	TSE	D762TSE	STEEL	SHIMANO	
		F362TSE			
		F364TSE			
		D144TSE			
993772		D762TSE-11S		SHIMANO 11S	
		F362TSE-11S			
		F364TSE-11S			
		D144TSE-11S			
993797	TA-TSE	D952TSE-B12	STEEL	SHIMANO 10S	
993837		D952TSE-B12-11S		SHIMANO 11S	
993210	TSBT	D762TSBT	STEEL	SHIMANO 10S	
993795		F362TSBT			
		D762TSBT-11S		SHIMANO 11S	
		F362TSBT-11S			
993823	TA-TSB	D952TSB-B12	STEEL	SHIMANO 10S	
993821		D982TSB-X12-11S		SHIMANO 11S	

CREDIT

PHOTOS

TOMAS LEMOINE(COVER) P32

HRINKOW ADVARICS CYCLEANG TEAM P02 P10 P12 P14 P16 P40

LUKAS KNOPF P04 P54 **PHOTO BY VISUALIZE_PRODUCTIONS**

SLAVIK HANNES P06 P22 P36 P38 **PHOTO BY MARKUS SLAVIK PHOTOGRAPHY / TRÖSCH MARKUS**

MAXIME PEYTHIEU P08 P48

DAN SHENG-SHAN CHIANG P18 **PHOTO BY KASEY CARAMES / ROBERT LOWE**

CARLO GAMBIRASIO P24 P42 **PHOTO BY FEDERICO OTTONELLO / KLEVER BIKES**

KELLYS FACTORY TEAM P26

ALEXANDER FORREST P28 P30

MAX FREDRIKSSON P34

PAUL COUDERC P34 **PHOTO BY KIFKAT**

SAN FRANCISCO CITY LIGHT VIEW P46 **PHOTO BY FANG-CHI LIN**





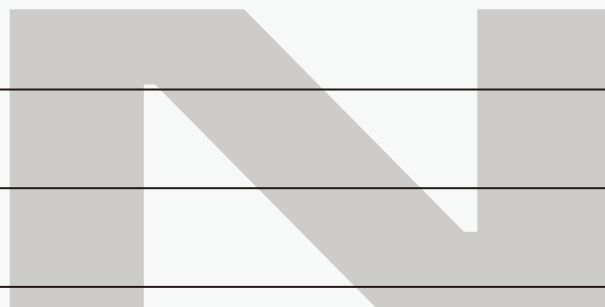
2021

FOLLOW US



NOVATEC 

MEMO





AMERICA

NOVATEC WHEELS US, INC.

1164 OLD 441 N. CLAYTON,
GA. 30525
U.S.A.
CUSTOMERSERVICE@NOVATECUSA.NET
T: +1 706 408 0139

EUROPE

NOVATEC EU S.R.O

SADOVA 2719/3C
905 01 SENICA
SLOVAKIA
INFO@NOVATECWHEEL.EU
T: +421 948 72 96 99

ASIA

NOVATEC TAIWAN (HQ)

NO. 508, CHANGPING RD.,
DAYA DIST., TAICHUNG CITY
TAIWAN 42850
SERVICE@NOVATECWHEELS.COM
T: +886 4 25687150

NOVATECWHEELS SHENZHEN

NO 12 CHUANGYE ROAD
THE 3RD INDUSTRIAL ZONE
SHUITIAN VILLAGE, SHIYAN TOWN
BAOAN, SHENZHEN
CHINA 518108
SZSALES@JOY-TECH.COM.TW
T: +86 755 2968 4800



WWW.NOVATECWHEELS.COM

NOVATEC
HOBBS
2021
WWW.NOVATECWHEELS.COM